

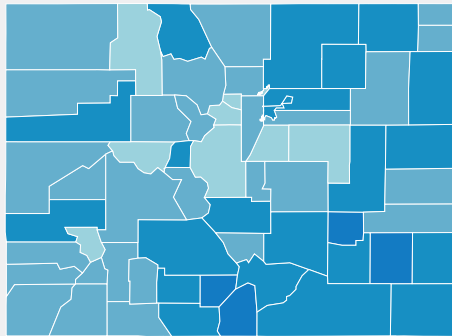
16.6%

of adults in Colorado have low literacy

Colorado ranks 17 out of 50 in the U.S.

2 in 9

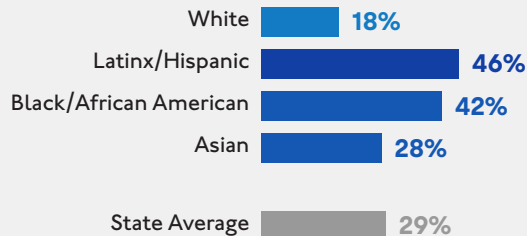
counties in Colorado have populations where 25% or more of the residents have below basic literacy



Over 60%

Under 10%

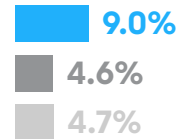
The percent of 4th graders with below basic reading by race



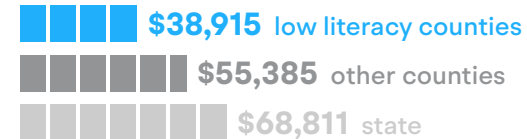
How does low literacy affect equity and quality of life?

In counties where at least a quarter of the population have below basic literacy, we see that many health, economic, and educational outcomes fall short.

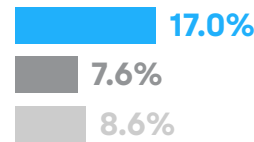
Unemployment



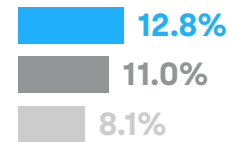
Median Income



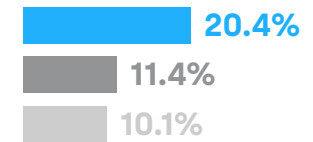
Adults Without a High School Degree



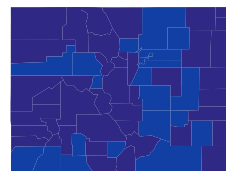
No Access to Healthcare



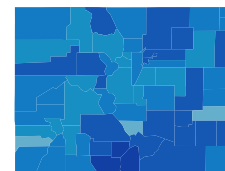
Residents Below the Poverty Line



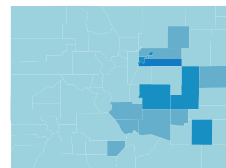
Demographics



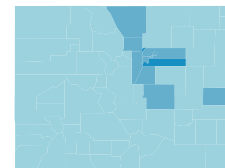
White



Hispanic/Latinx



Black



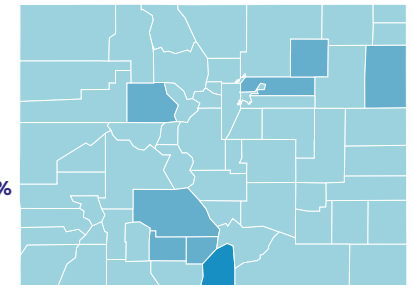
Asian

High

Low

Households Where Limited English is Spoken

The percentage of households where no adult speaks English "very well."



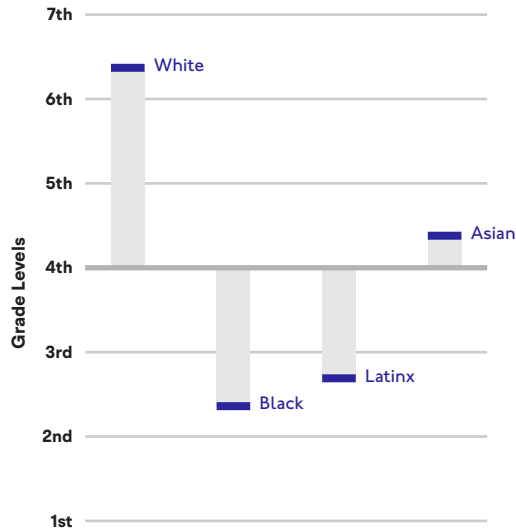
Over 30%

Under 5%

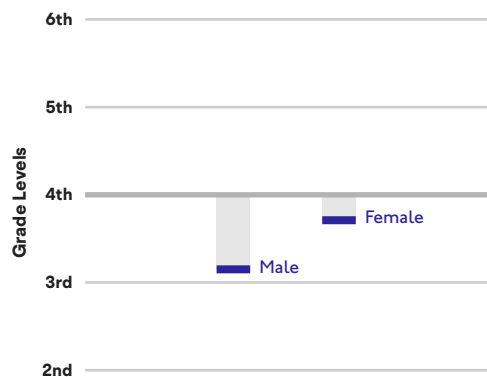
4th Grade Reading Levels

While literacy can be high or low in a given metro area, when we look at 4th grade testing, we can see that the performance in English/Language Arts is not consistent across race and gender.

English/Language Arts Test Performance by Race



English/Language Arts Test Performance by Gender



Unemployment

4%

63,446 adults living in Denver are unemployed.

Residents Below the Poverty Line

8.6%

185,254 residents are living below the poverty line in Denver.

Receives Public Assistance

16.4%

107,905 residents receive public assistance in Denver.

Median Household Income

\$75,565

Single Mother Households

9.9%

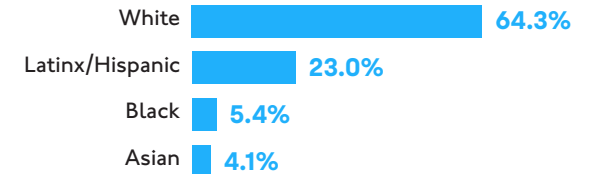
108,115 households in Denver are single mother households.

Didn't Receive a High School Diploma

9.2%

180,897 adults living in Denver did not receive a high school diploma.

Racial Distribution



Income by Race



Data for the Denver-Aurora-Lakewood Metro Area