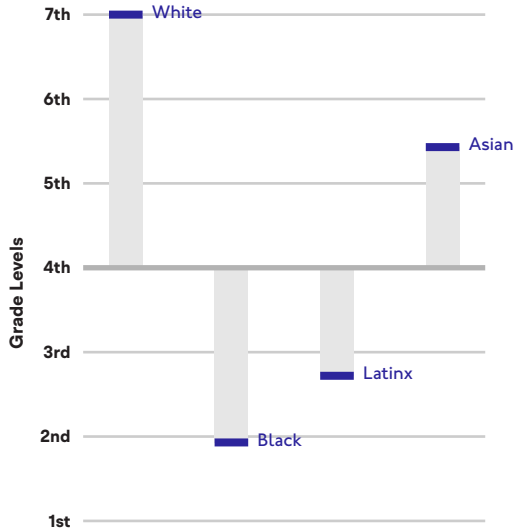


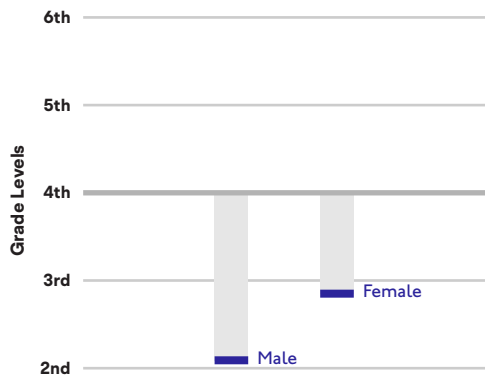
### 4th Grade Reading Levels

While literacy can be high or low in a given metro area, when we look at 4th grade testing, we can see that the performance in English/Language Arts is not consistent across race and gender.

#### English/Language Arts Test Performance by Race



#### English/Language Arts Test Performance by Gender



### Unemployment

**5.1%**

175,425 adults living in Washington D.C. are unemployed.

### Residents Below the Poverty Line

**7.4%**

341,581 residents are living below the poverty line in Washington D.C..

### Receives Public Assistance

**16%**

227,376 residents receive public assistance in Washington D.C..

### Median Household Income

**\$100,732**

### Single Mother Households

**11.9%**

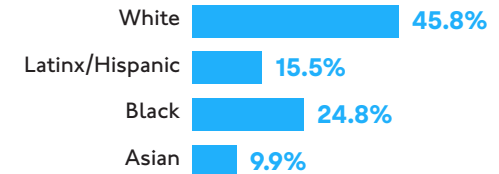
261,034 households in Washington D.C. are single mother households.

### Didn't Receive a High School Diploma

**9.3%**

386,569 adults living in Washington D.C. did not receive a high school diploma.

### Racial Distribution



### Income by Race



Data for the Washington-Arlington-Alexandria Metro Area