

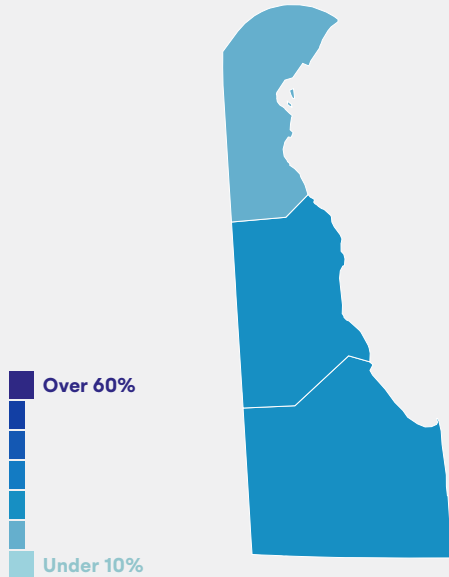
20.3%

of adults in Delaware have low literacy

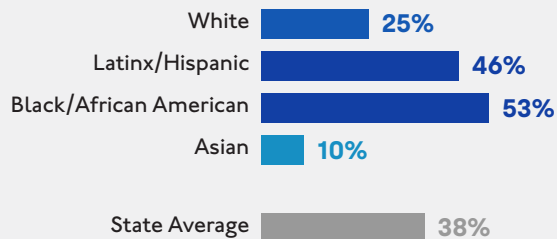
Delaware ranks 30 out of 50 in the U.S.

2 in 3

counties in Delaware have populations where 20% or more of the residents have below basic literacy



The percent of 4th graders with below basic reading by race




How does low literacy affect equity and quality of life?

In counties where at least 20% of the population have below basic literacy, we see that many health, economic, and educational outcomes fall short.

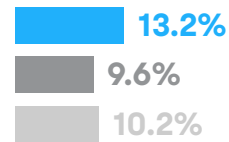
Unemployment



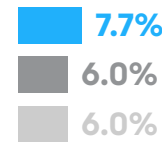
Median Income



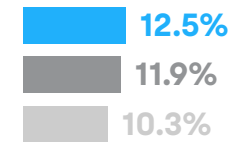
Adults Without a High School Degree



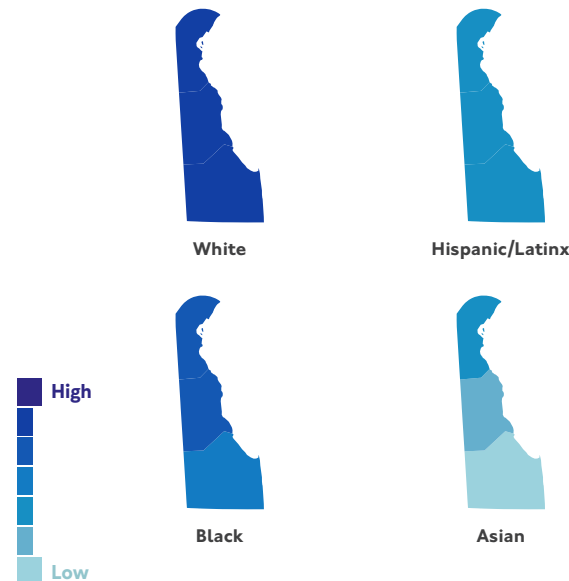
No Access to Healthcare



Residents Below the Poverty Line

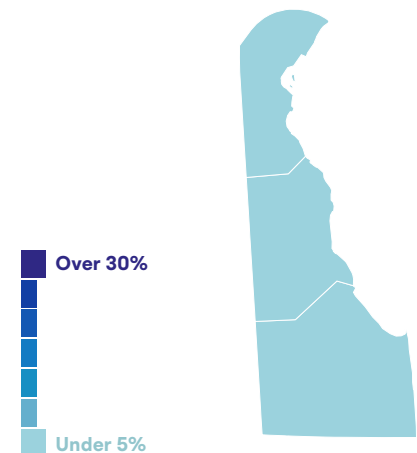


Demographics



Households Where Limited English is Spoken

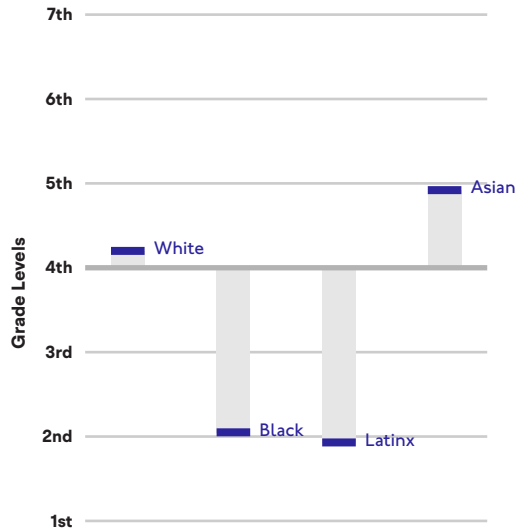
The percentage of households where no adult speaks English "very well."



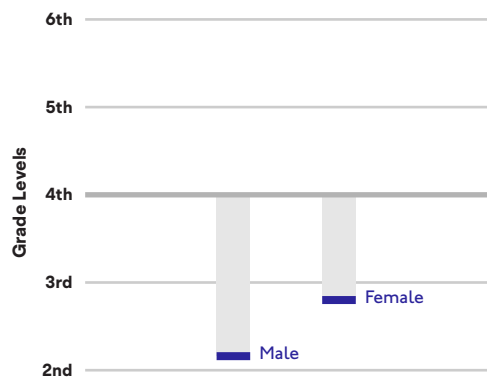
4th Grade Reading Levels

While literacy can be high or low in a given metro area, when we look at 4th grade testing, we can see that the performance in English/Language Arts is not consistent across race and gender.

English/Language Arts Test Performance by Race



English/Language Arts Test Performance by Gender



Unemployment

6.7%

212,201 adults living in Philadelphia are unemployed.

Residents Below the Poverty Line

11.3%

519,471 residents are living below the poverty line in Philadelphia.

Receives Public Assistance

25.8%

343,515 residents receive public assistance in Philadelphia.

Median Household Income

\$69,465

Single Mother Households

14%

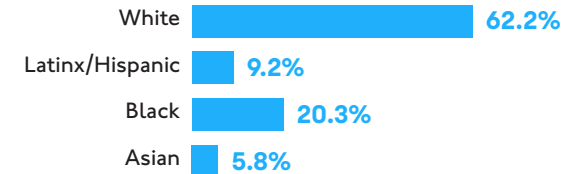
316,045 households in Philadelphia are single mother households.

Didn't Receive a High School Diploma

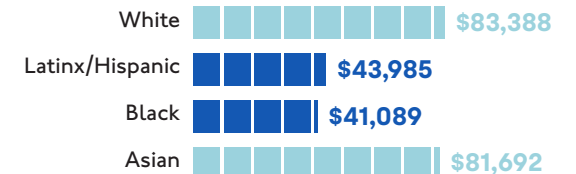
9.7%

402,932 adults living in Philadelphia did not receive a high school diploma.

Racial Distribution



Income by Race



Data for the Philadelphia-Camden-Wilmington Metro Area