

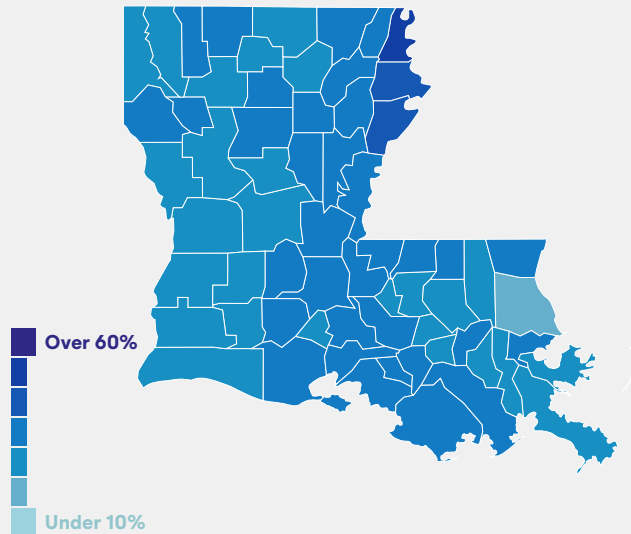
27.1%

of adults in Louisiana have low literacy

Louisiana ranks 46 out of 50 in the U.S.

5 in 6

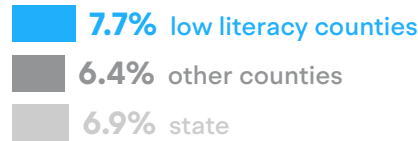
counties in Louisiana have populations where 25% or more of the residents have below basic literacy



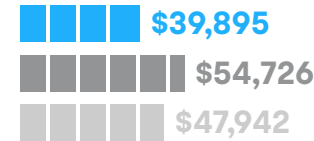
How does low literacy affect equity and quality of life?

In counties where at least a quarter of the population have below basic literacy, we see that many health, economic, and educational outcomes fall short.

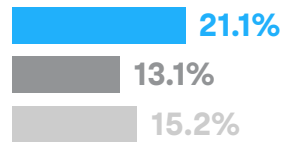
Unemployment



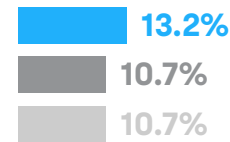
Median Income



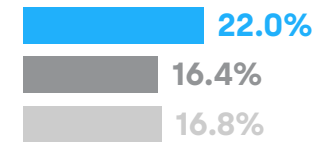
Adults Without a High School Degree



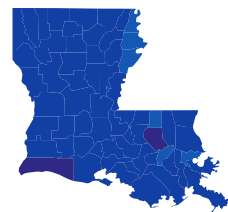
No Access to Healthcare



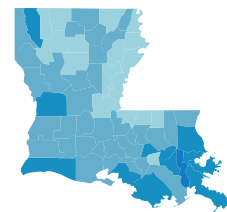
Residents Below the Poverty Line



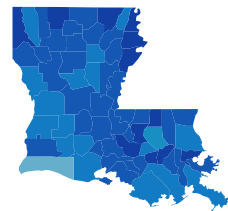
Demographics



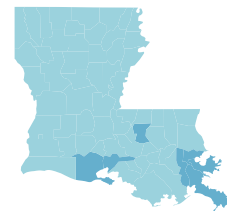
White



Hispanic/Latinx



Black

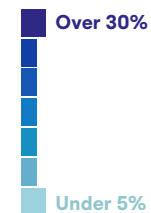
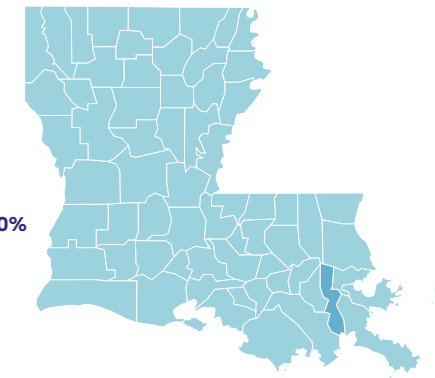


Asian

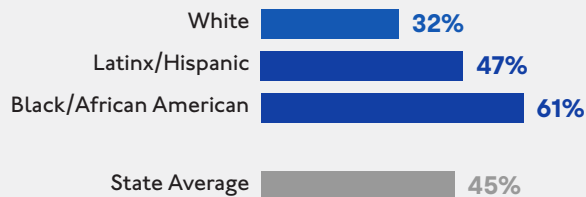


Households Where Limited English is Spoken

The percentage of households where no adult speaks English "very well."



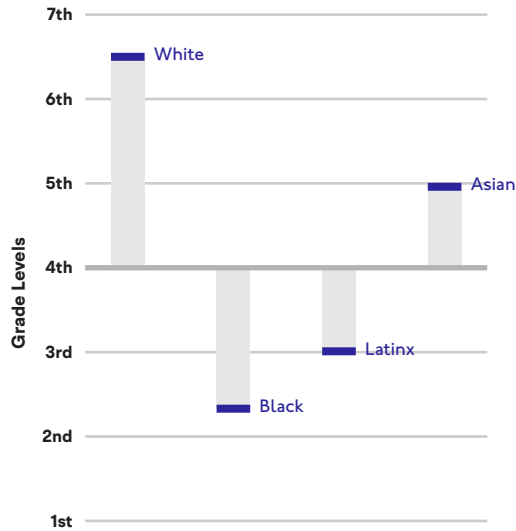
The percent of 4th graders with below basic reading by race



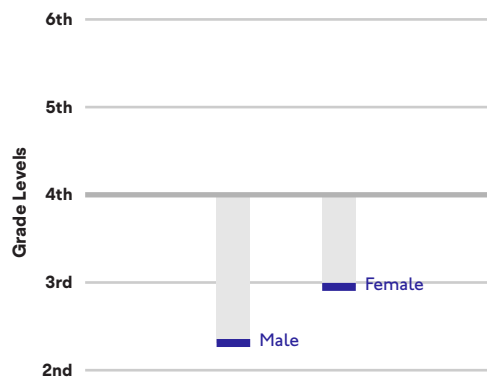
4th Grade Reading Levels

While literacy can be high or low in a given metro area, when we look at 4th grade testing, we can see that the performance in English/Language Arts is not consistent across race and gender.

English/Language Arts Test Performance by Race



English/Language Arts Test Performance by Gender



Unemployment

6.8%

42,533 adults living in New Orleans are unemployed.

Residents Below the Poverty Line

15.1%

145,407 residents are living below the poverty line in New Orleans.

Receives Public Assistance

31.3%

88,310 residents receive public assistance in New Orleans.

Median Household Income

\$51,449

Single Mother Households

15.9%

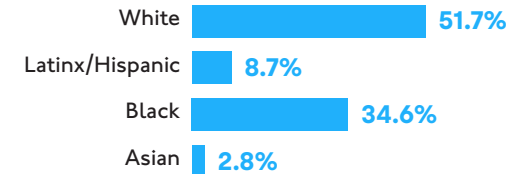
76,296 households in New Orleans are single mother households.

Didn't Receive a High School Diploma

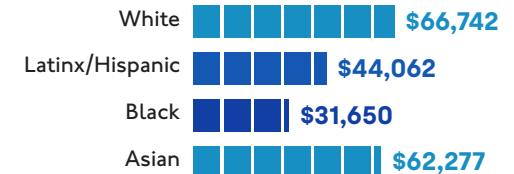
13.4%

116,942 adults living in New Orleans did not receive a high school diploma.

Racial Distribution



Income by Race



Data for the New Orleans-Metairie Metro Area