

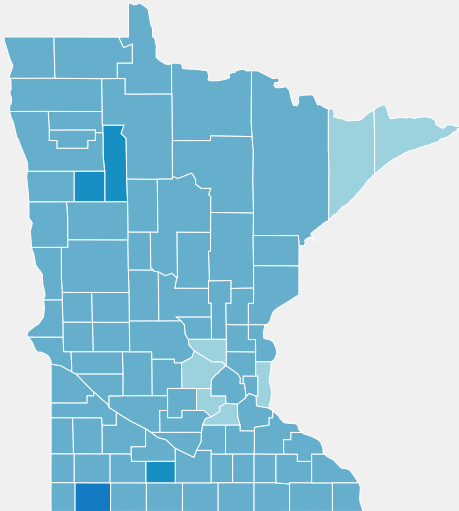
# 13.1%

of adults in Minnesota have low literacy

Minnesota ranks 4 out of 50 in the U.S.

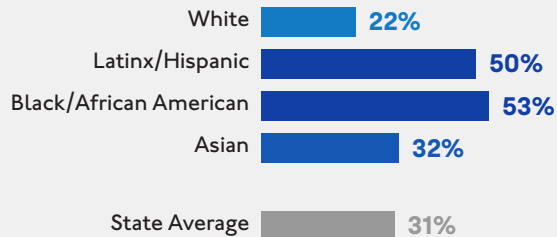
## 3 in 8

counties in Minnesota have populations where 15% or more of the residents have below basic literacy



Over 60%  
Under 10%

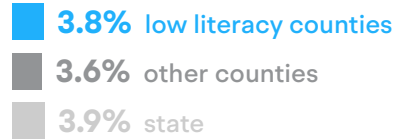
The percent of 4th graders with below basic reading by race



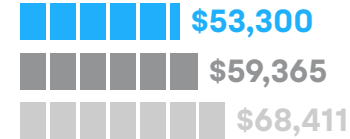
## How does low literacy affect equity and quality of life?

In counties where at least 15% of the population have below basic literacy, we see that many health, economic, and educational outcomes fall short.

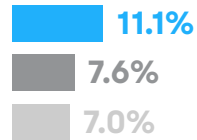
### Unemployment



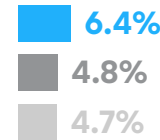
### Median Income



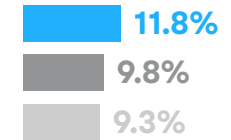
### Adults Without a High School Degree



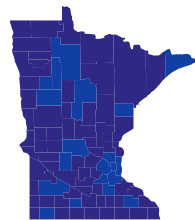
### No Access to Healthcare



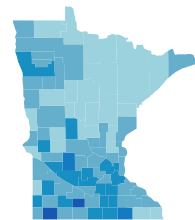
### Residents Below the Poverty Line



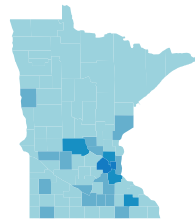
## Demographics



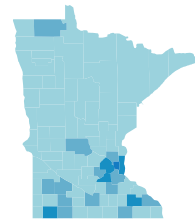
White



Hispanic/Latinx



Black

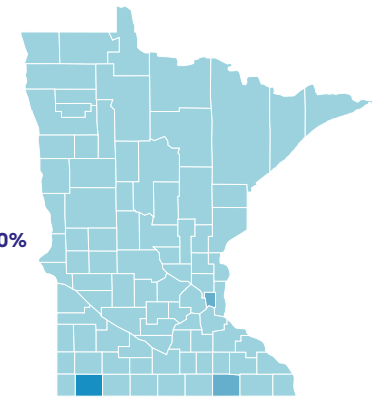


Asian

High  
Low

## Households Where Limited English is Spoken

The percentage of households where no adult speaks English "very well."

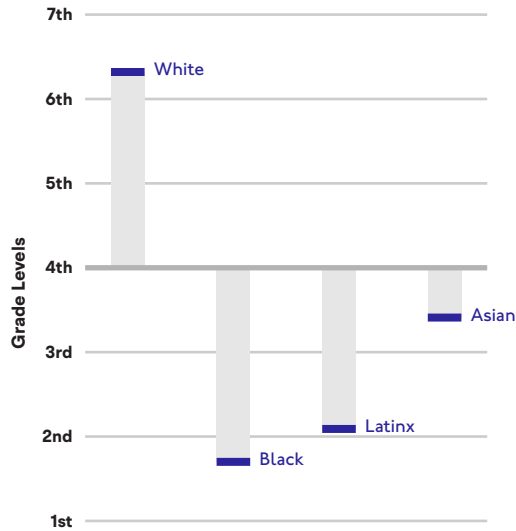


Over 30%  
Under 5%

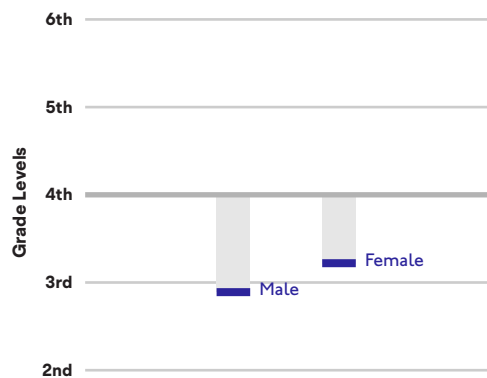
### 4th Grade Reading Levels

While literacy can be high or low in a given metro area, when we look at 4th grade testing, we can see that the performance in English/Language Arts is not consistent across race and gender.

#### English/Language Arts Test Performance by Race



#### English/Language Arts Test Performance by Gender



### Unemployment

**3.9%**

78,163 adults living in Minneapolis are unemployed.

### Residents Below the Poverty Line

**8.1%**

216,486 residents are living below the poverty line in Minneapolis.

### Receives Public Assistance

**17.2%**

146,078 residents receive public assistance in Minneapolis.

### Median Household Income

**\$76,870**

### Single Mother Households

**9.6%**


131,494 households in Minneapolis are single mother households.

### Didn't Receive a High School Diploma

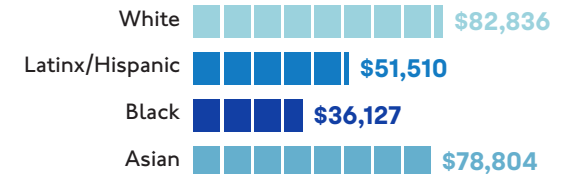
**6.5%**

156,508 adults living in Minneapolis did not receive a high school diploma.

### Racial Distribution



### Income by Race



Data for the Minneapolis-St. Paul-Bloomington Metro Area