

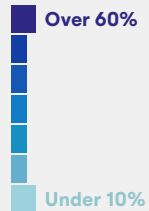
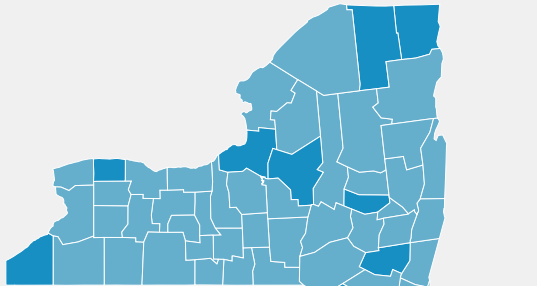
24.4%

of adults in New York have low literacy

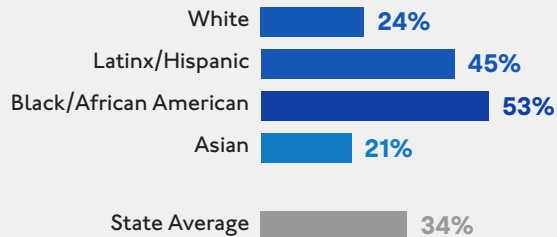
New York ranks 44 out of 50 in the U.S.

2 in 7

counties in New York have populations where 20% or more of the residents have below basic literacy



The percent of 4th graders with below basic reading by race



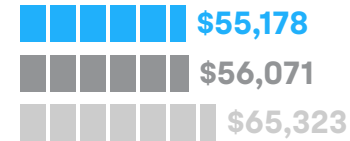
How does low literacy affect equity and quality of life?

In counties where at least 20% of the population have below basic literacy, we see that many health, economic, and educational outcomes fall short.

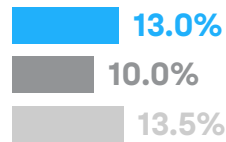
Unemployment



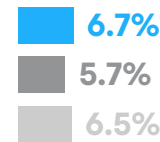
Median Income



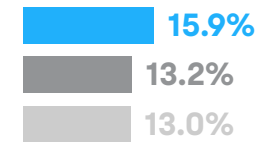
Adults Without a High School Degree



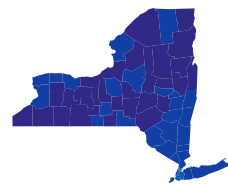
No Access to Healthcare



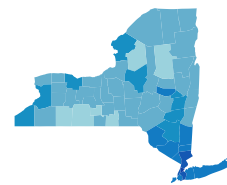
Residents Below the Poverty Line



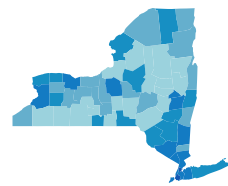
Demographics



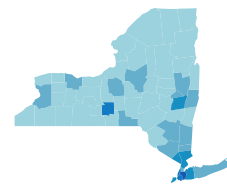
White



Hispanic/Latinx



Black

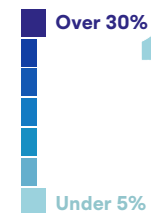
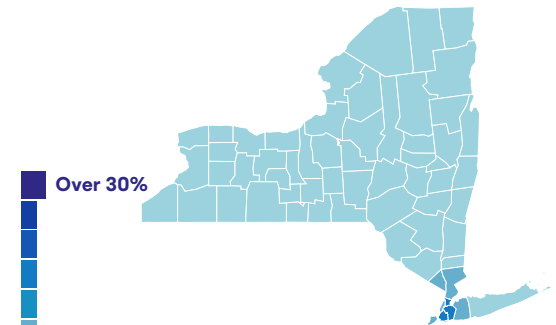


Asian



Households Where Limited English is Spoken

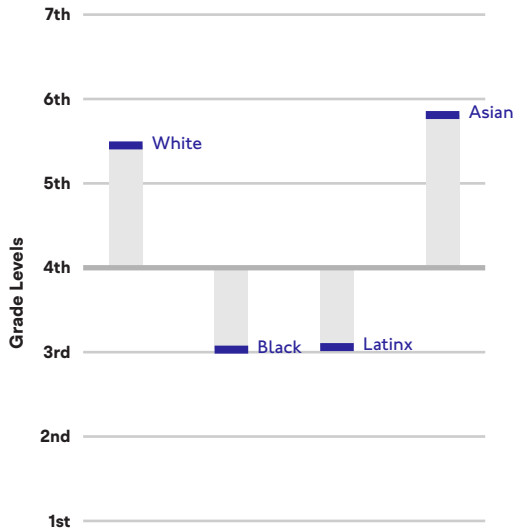
The percentage of households where no adult speaks English "very well."




4th Grade Reading Levels

While literacy can be high or low in a given metro area, when we look at 4th grade testing, we can see that the performance in English/Language Arts is not consistent across race and gender.

English/Language Arts Test Performance by Race



English/Language Arts Test Performance by Gender



Unemployment

6.1%

630,402 adults living in New York are unemployed.

Residents Below the Poverty Line

11.9%

1,827,737 residents are living below the poverty line in New York.

Receives Public Assistance

24.4%

1,053,394 residents receive public assistance in New York.

Median Household Income

\$75,086

Single Mother Households

14.6%

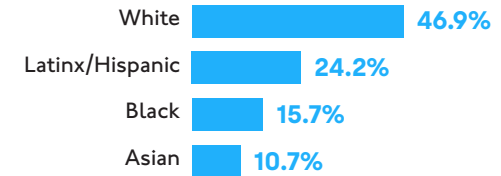
1,046,759 households in New York are single mother households.

Didn't Receive a High School Diploma


13.7%

1,899,312 adults living in New York did not receive a high school diploma.

Racial Distribution



Income by Race



Data for the New York-Newark-Jersey City Metro Area