

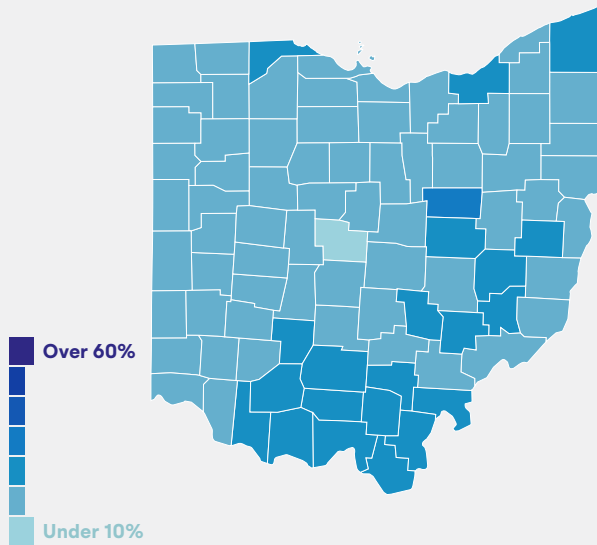
# 17.7%

of adults in Ohio have low literacy

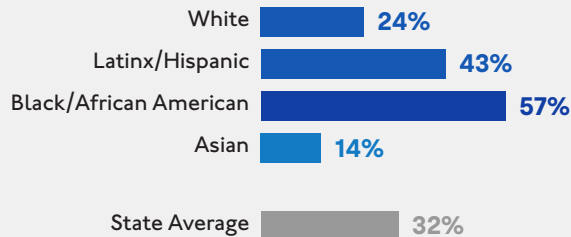
Ohio ranks 23 out of 50 in the U.S.

# 1 in 4

counties in Ohio have populations where 20% or more of the residents have below basic literacy



The percent of 4th graders with below basic reading by race



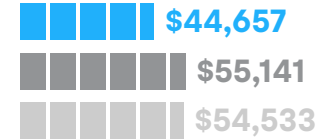
## How does low literacy affect equity and quality of life?

In counties where at least 20% of the population have below basic literacy, we see that many health, economic, and educational outcomes fall short.

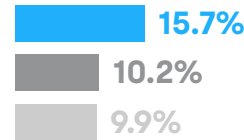
### Unemployment



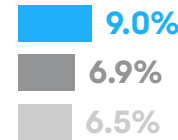
### Median Income



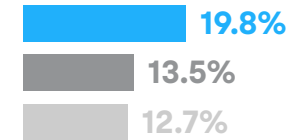
### Adults Without a High School Degree



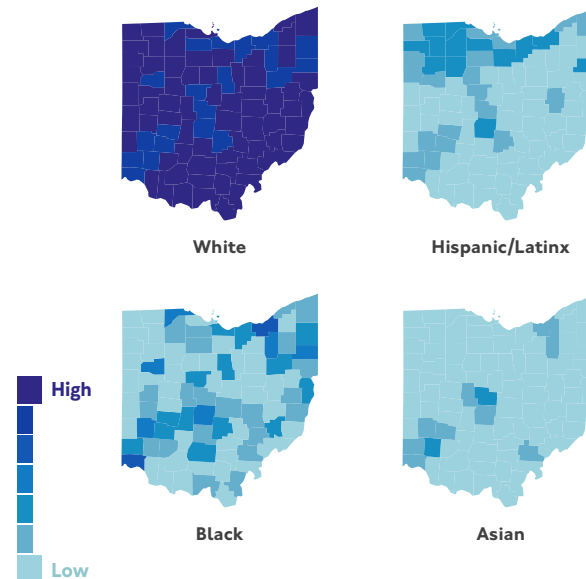
### No Access to Healthcare



### Residents Below the Poverty Line

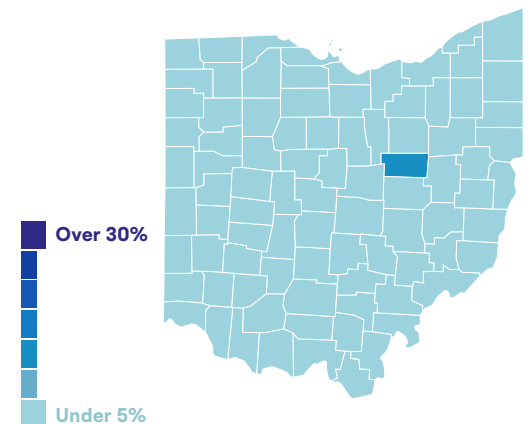


## Demographics



## Households Where Limited English is Spoken

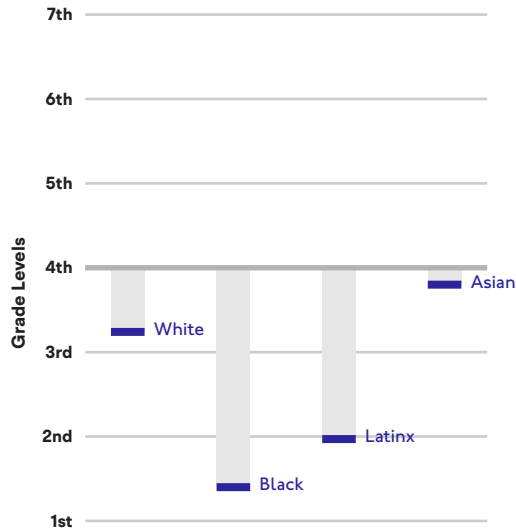
The percentage of households where no adult speaks English "very well."



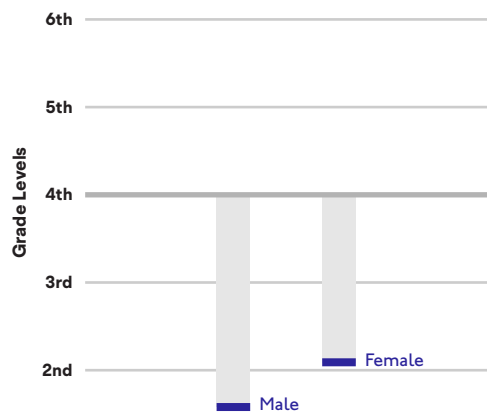
### 4th Grade Reading Levels

While literacy can be high or low in a given metro area, when we look at 4th grade testing, we can see that the performance in English/Language Arts is not consistent across race and gender.

#### English/Language Arts Test Performance by Race



#### English/Language Arts Test Performance by Gender



### Unemployment

**6.8%**

72,719 adults living in Cleveland are unemployed.

### Residents Below the Poverty Line

**12.9%**

203,708 residents are living below the poverty line in Cleveland.

### Receives Public Assistance

**28.4%**

125,708 residents receive public assistance in Cleveland.

### Median Household Income

**\$54,273**

### Single Mother Households

**13.8%**

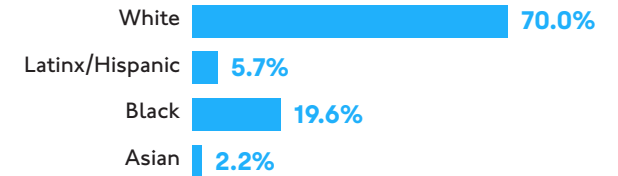
118,228 households in Cleveland are single mother households.

### Didn't Receive a High School Diploma

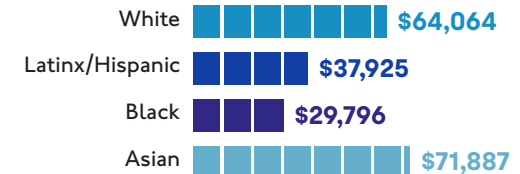
**9.8%**

140,613 adults living in Cleveland did not receive a high school diploma.

### Racial Distribution



### Income by Race



Data for the Cleveland-Elyria Metro Area