

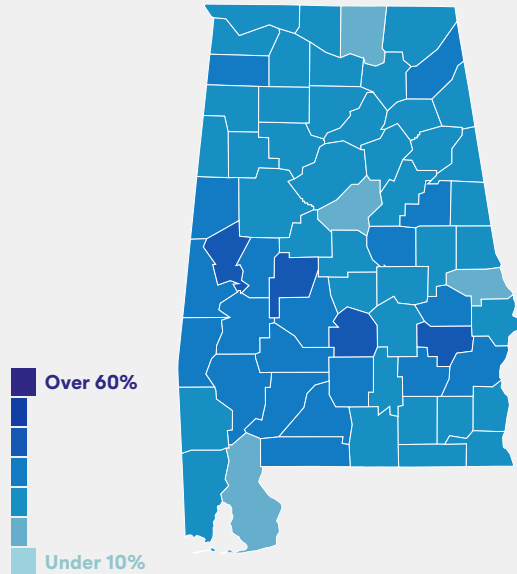
23.9%

of adults in Alabama have low literacy

Alabama ranks 43 out of 50 in the U.S.

5 in 8

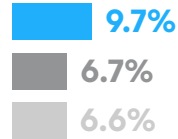
counties in Alabama have populations where 25% or more of the residents have below basic literacy



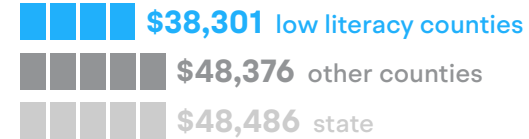
How does low literacy affect equity and quality of life?

In counties where at least a quarter of the population have below basic literacy, we see that many health, economic, and educational outcomes fall short.

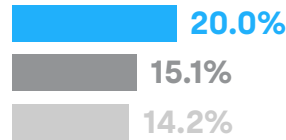
Unemployment



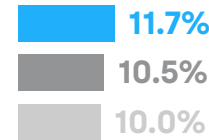
Median Income



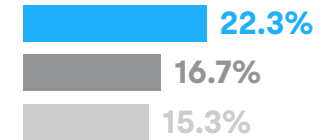
Adults Without a High School Degree



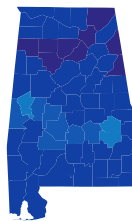
No Access to Healthcare



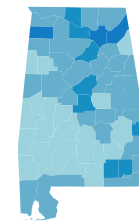
Residents Below the Poverty Line



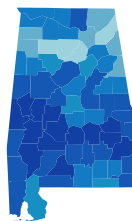
Demographics



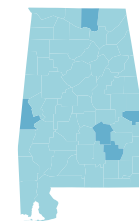
White



Hispanic/Latinx



Black

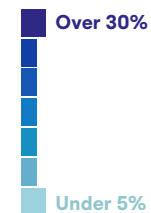
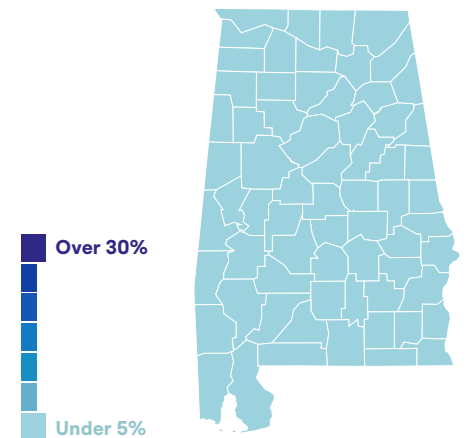


Asian

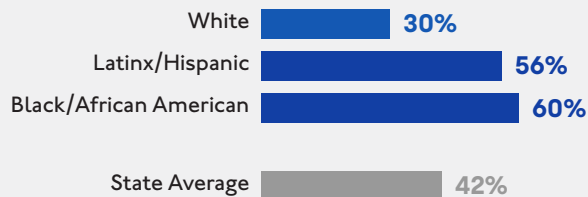


Households Where Limited English is Spoken

The percentage of households where no adult speaks English "very well."



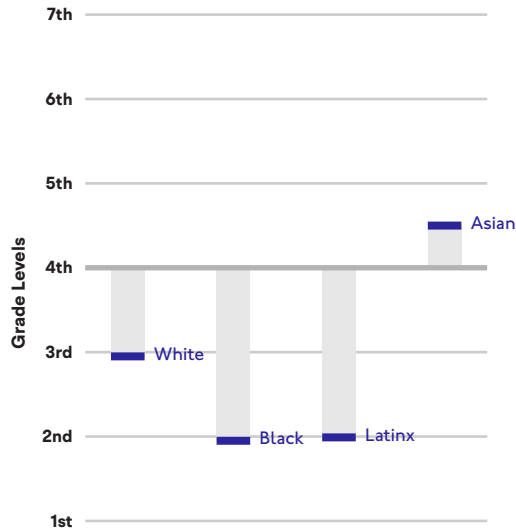
The percent of 4th graders with below basic reading by race



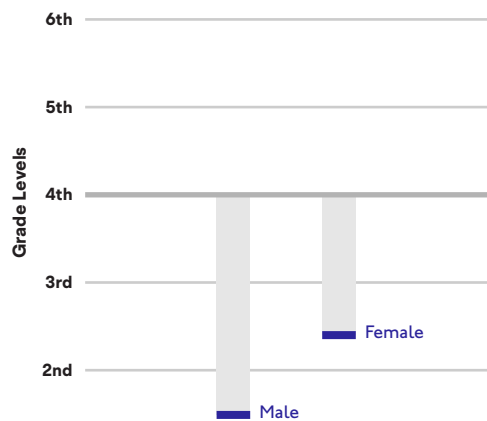
4th Grade Reading Levels

While literacy can be high or low in a given metro area, when we look at 4th grade testing, we can see that the performance in English/Language Arts is not consistent across race and gender.

English/Language Arts Test Performance by Race



English/Language Arts Test Performance by Gender



Unemployment

6.4%

35,540 adults living in Birmingham are unemployed.

Residents Below the Poverty Line

13.4%

114,997 residents are living below the poverty line in Birmingham.

Receives Public Assistance

26.6%

70,471 residents receive public assistance in Birmingham.

Median Household Income

\$54,291

Single Mother Households

14.6%

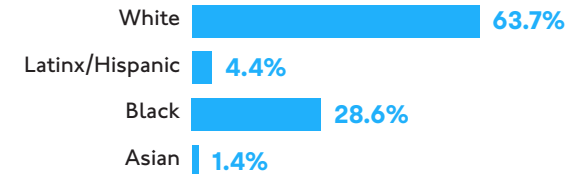
64,375 households in Birmingham are single mother households.

Didn't Receive a High School Diploma

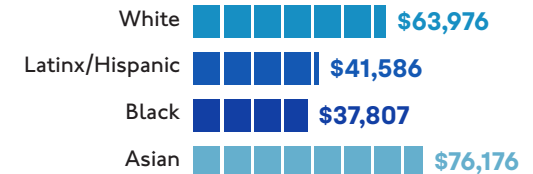
11.6%

90,957 adults living in Birmingham did not receive a high school diploma.

Racial Distribution



Income by Race



Data for the Birmingham-Hoover Metro Area