

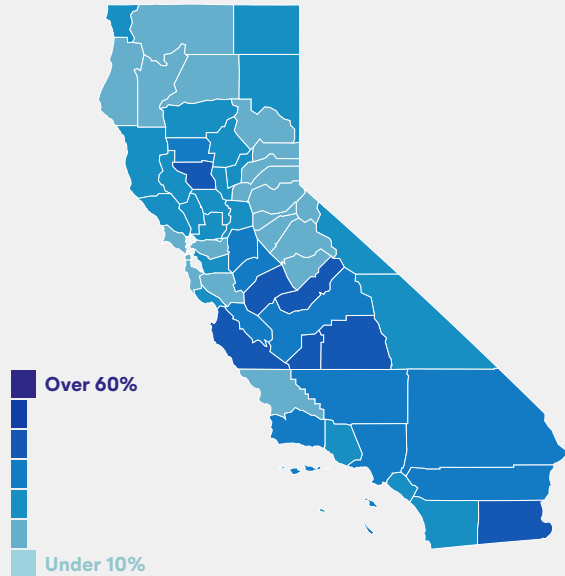
28.4%

of adults in California have low literacy

California ranks 49 out of 50 in the U.S.

2 in 5

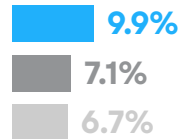
counties in California have populations where 25% or more of the residents have below basic literacy



How does low literacy affect equity and quality of life?

In counties where at least a quarter of the population have below basic literacy, we see that many health, economic, and educational outcomes fall short.

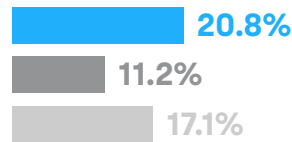
Unemployment



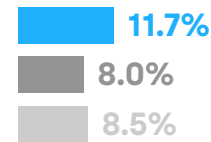
Median Income



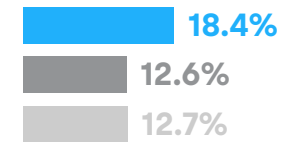
Adults Without a High School Degree



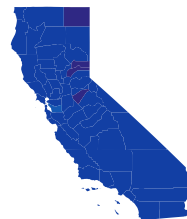
No Access to Healthcare



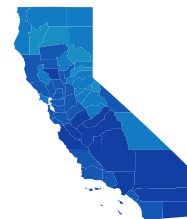
Residents Below the Poverty Line



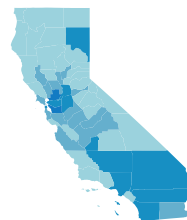
Demographics



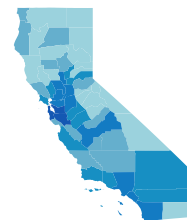
White



Hispanic/Latinx



Black

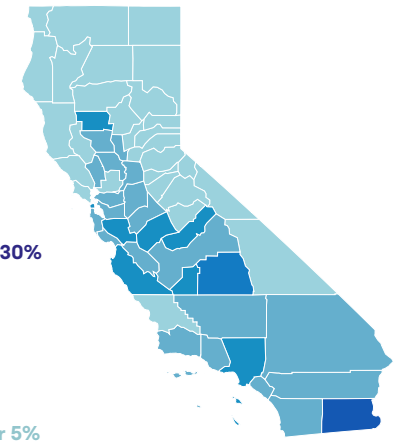


Asian

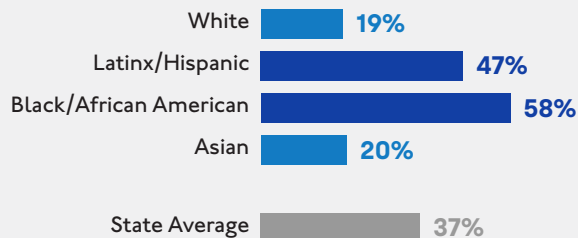


Households Where Limited English is Spoken

The percentage of households where no adult speaks English "very well."



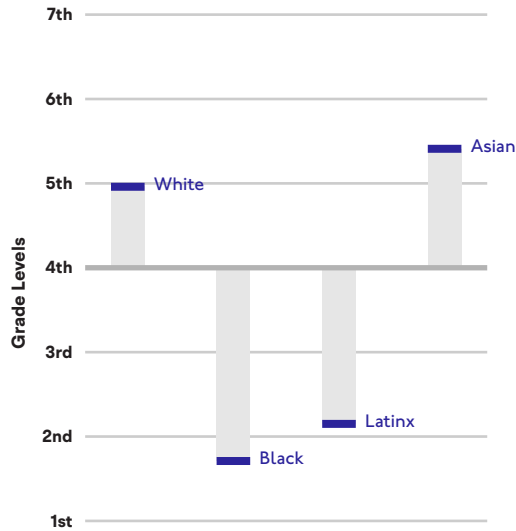
The percent of 4th graders with below basic reading by race



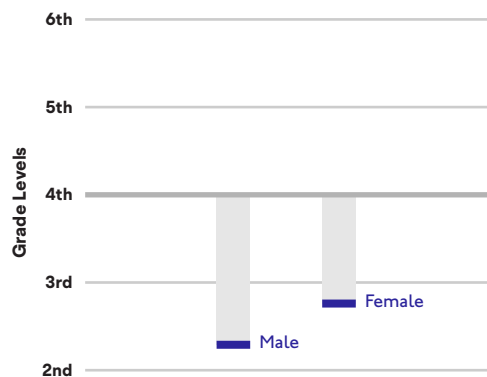
4th Grade Reading Levels

While literacy can be high or low in a given metro area, when we look at 4th grade testing, we can see that the performance in English/Language Arts is not consistent across race and gender.

English/Language Arts Test Performance by Race



English/Language Arts Test Performance by Gender



Unemployment

6.4%

441,609 adults living in Los Angeles are unemployed.

Residents Below the Poverty Line

13.2%

1,344,468 residents are living below the poverty line in Los Angeles.

Receives Public Assistance

25%

737,517 residents receive public assistance in Los Angeles.

Median Household Income

\$69,138

Single Mother Households

14.3%

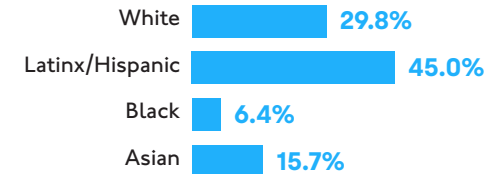
618,326 households in Los Angeles are single mother households.

Didn't Receive a High School Diploma

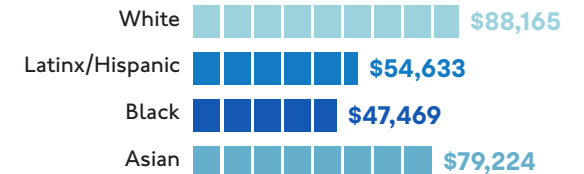
19.8%

1,781,058 adults living in Los Angeles did not receive a high school diploma.

Racial Distribution



Income by Race



Data for the Los Angeles-Long Beach-Anaheim Metro Area