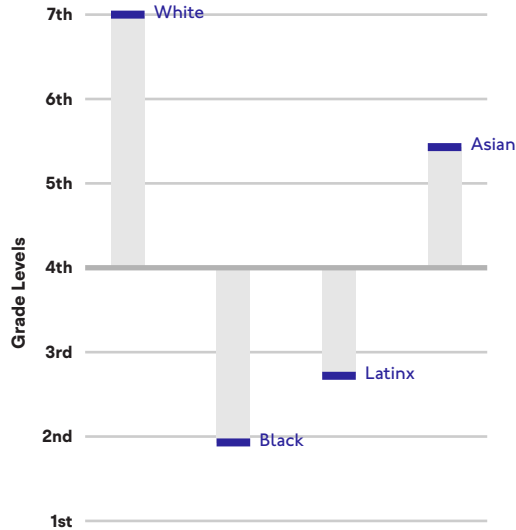


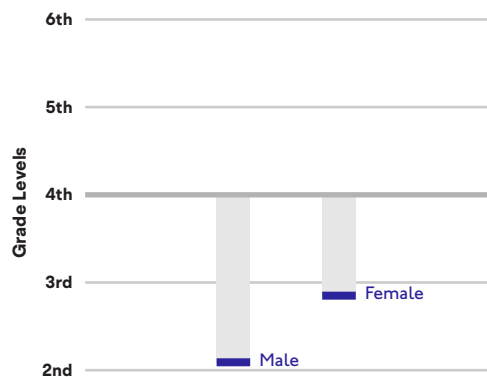
4th Grade Reading Levels

While literacy can be high or low in a given metro area, when we look at 4th grade testing, we can see that the performance in English/Language Arts is not consistent across race and gender.

English/Language Arts Test Performance by Race



English/Language Arts Test Performance by Gender



Unemployment

5.1%

175,425 adults living in Washington D.C. are unemployed.

Residents Below the Poverty Line

7.4%

341,581 residents are living below the poverty line in Washington D.C..

Receives Public Assistance

16%

227,376 residents receive public assistance in Washington D.C..

Median Household Income

\$100,732

Single Mother Households

11.9%

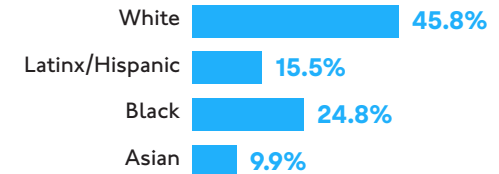
261,034 households in Washington D.C. are single mother households.

Didn't Receive a High School Diploma

9.3%

386,569 adults living in Washington D.C. did not receive a high school diploma.

Racial Distribution



Income by Race



Data for the Washington-Arlington-Alexandria Metro Area

Adults who lack proficiency in literacy are defined as those who score level 2 or below on the PIAAC (Programme for the International Assessment of Adult Competencies). Grade level equivalents are estimated, as the PIAAC proficiency levels do not specifically correspond to K-12 grade levels. For more information, visit <https://nces.ed.gov/surveys/piaac/litproficiencylevel.asp>. Fourth grade reading scores come from the NAEP reading assessment. Fourth grade ELA test performance data comes from edopportunity.org. Self-Reported health comes from the Community Health Status Indicators. All other data comes from the American Community Survey. PIAAC data is not available by city. Visit map.barbarabush.org for county-level PIAAC data.