

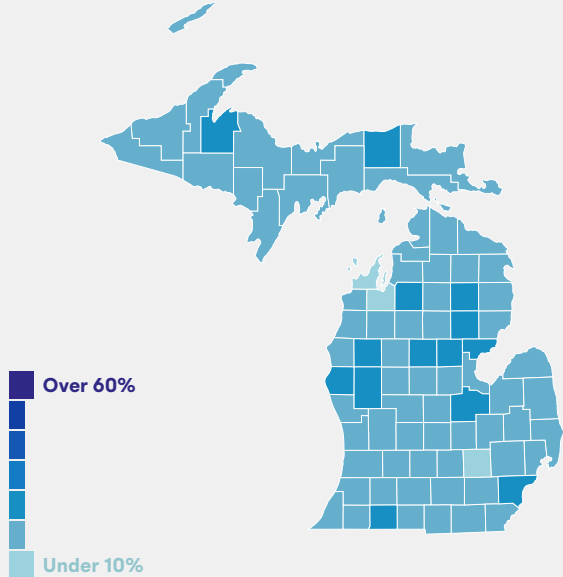
17.6%

of adults in Michigan have low literacy

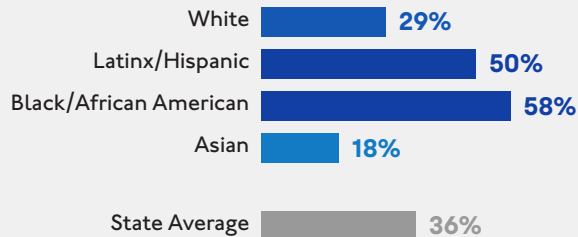
Michigan ranks 22 out of 50 in the U.S.

1 in 6

counties in Michigan have populations where 20% or more of the residents have below basic literacy



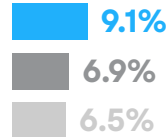
The percent of 4th graders with below basic reading by race



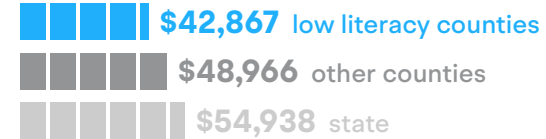
How does low literacy affect equity and quality of life?

In counties where at least 20% of the population have below basic literacy, we see that many health, economic, and educational outcomes fall short.

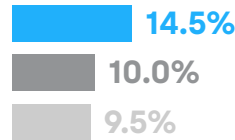
Unemployment



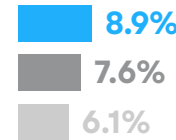
Median Income



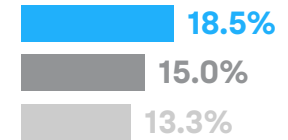
Adults Without a High School Degree



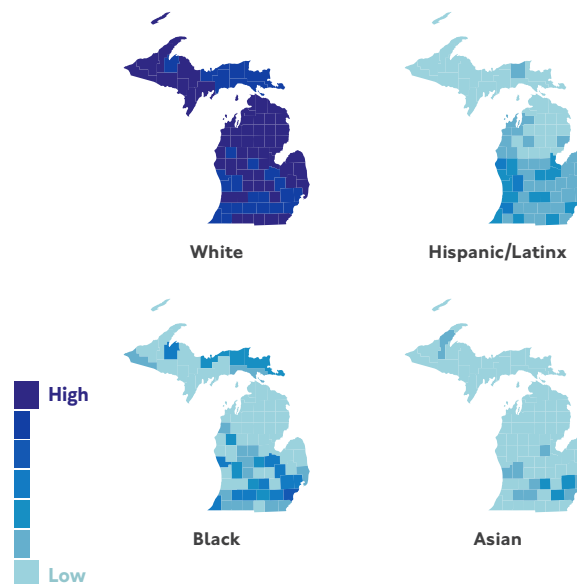
No Access to Healthcare



Residents Below the Poverty Line

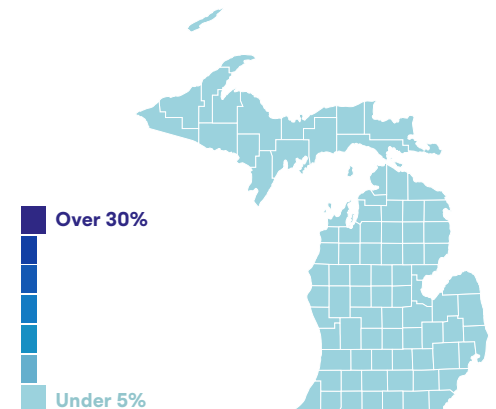


Demographics



Households Where Limited English is Spoken

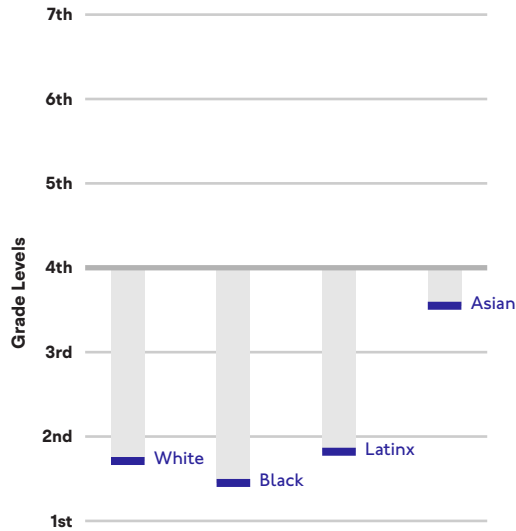
The percentage of households where no adult speaks English "very well."



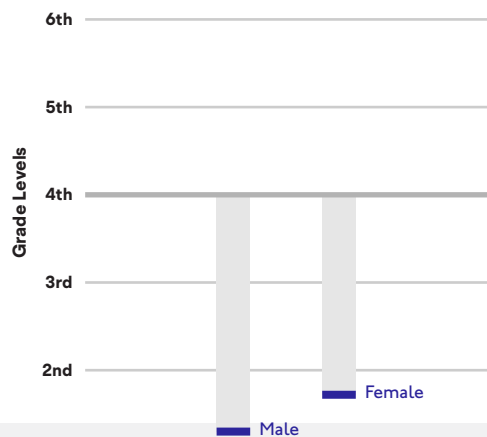
4th Grade Reading Levels

While literacy can be high or low in a given metro area, when we look at 4th grade testing, we can see that the performance in English/Language Arts is not consistent across race and gender.

English/Language Arts Test Performance by Race



English/Language Arts Test Performance by Gender



Unemployment

7.1%

153,471 adults living in Detroit are unemployed.

Residents Below the Poverty Line

13%

431,812 residents are living below the poverty line in Detroit.

Receives Public Assistance

29.9%

289,894 residents receive public assistance in Detroit.

Median Household Income

\$58,544

Single Mother Households

14%

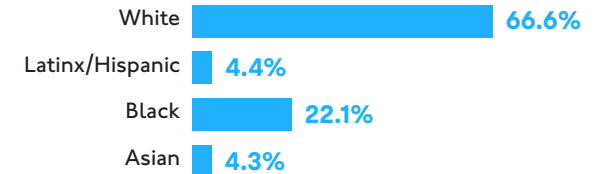
237,054 households in Detroit are single mother households.

Didn't Receive a High School Diploma

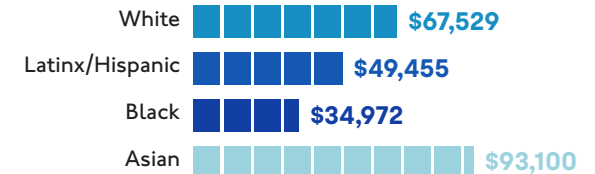
10.3%

305,342 adults living in Detroit did not receive a high school diploma.

Racial Distribution



Income by Race



Data for the Detroit-Warren-Dearborn Metro Area

Below basic literacy is defined as scoring level 1 or below on the PIAAC International Adult Literacy Survey. 4th grade reading scores come from the NAEP reading assessment. 4th grade ELA test performance data comes from edopportunity.org. Self-Reported health comes from the Community Health Status Indicators. All other data comes from the American Community Survey. PIAAC data is not available by city. Visit map.barbarabush.org for county-level PIAAC data.