

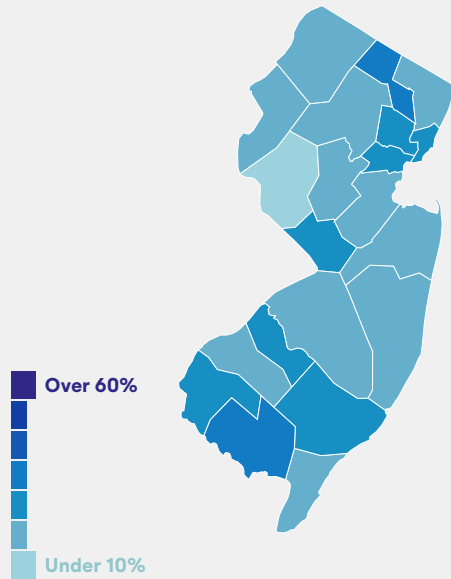
20.7%

of adults in New Jersey have low literacy

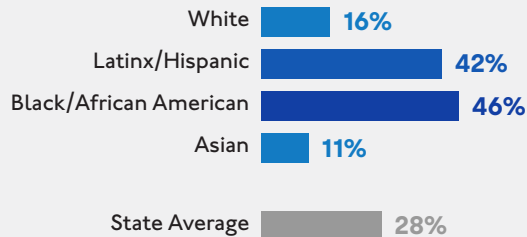
New Jersey ranks 33 out of 50 in the U.S.

2 in 7

counties in New Jersey have populations where 25% or more of the residents have below basic literacy



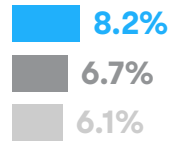
The percent of 4th graders with below basic reading by race



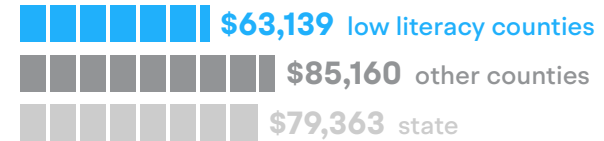
How does low literacy affect equity and quality of life?

In counties where at least a quarter of the population have below basic literacy, we see that many health, economic, and educational outcomes fall short.

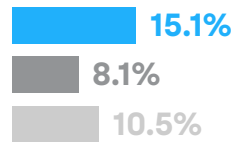
Unemployment



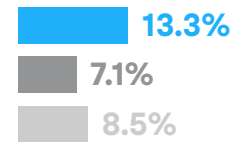
Median Income



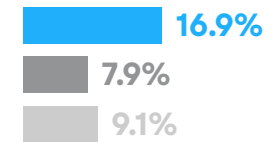
Adults Without a High School Degree



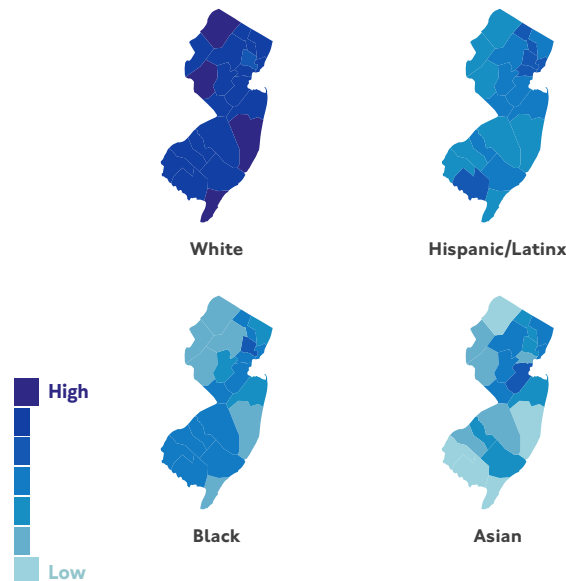
No Access to Healthcare



Residents Below the Poverty Line

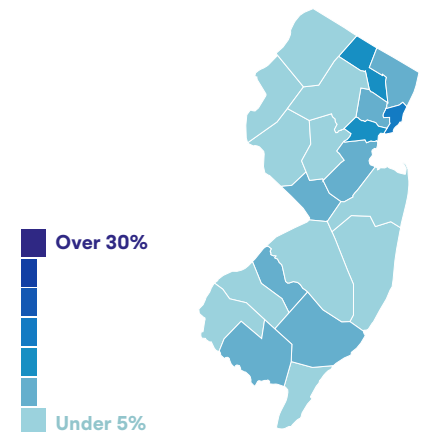


Demographics



Households Where Limited English is Spoken

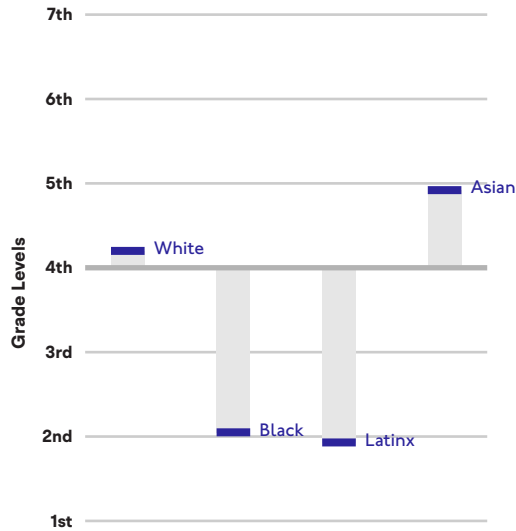
The percentage of households where no adult speaks English "very well."



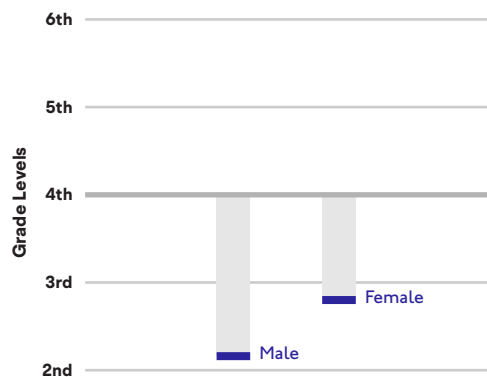
4th Grade Reading Levels

While literacy can be high or low in a given metro area, when we look at 4th grade testing, we can see that the performance in English/Language Arts is not consistent across race and gender.

English/Language Arts Test Performance by Race



English/Language Arts Test Performance by Gender



Unemployment

6.7%

212,201 adults living in Philadelphia are unemployed.

Residents Below the Poverty Line

11.3%

519,471 residents are living below the poverty line in Philadelphia.

Receives Public Assistance

25.8%

343,515 residents receive public assistance in Philadelphia.

Median Household Income

\$69,465

Single Mother Households

14%

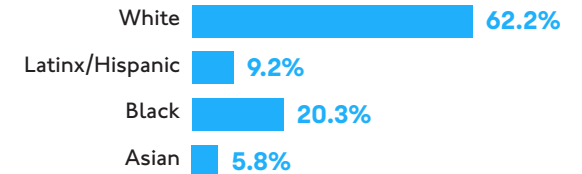
316,045 households in Philadelphia are single mother households.

Didn't Receive a High School Diploma

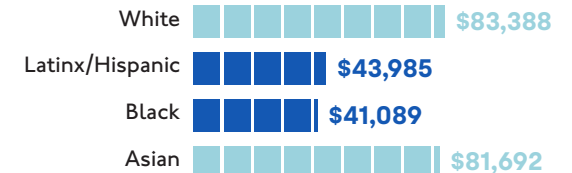
9.7%

402,932 adults living in Philadelphia did not receive a high school diploma.

Racial Distribution



Income by Race

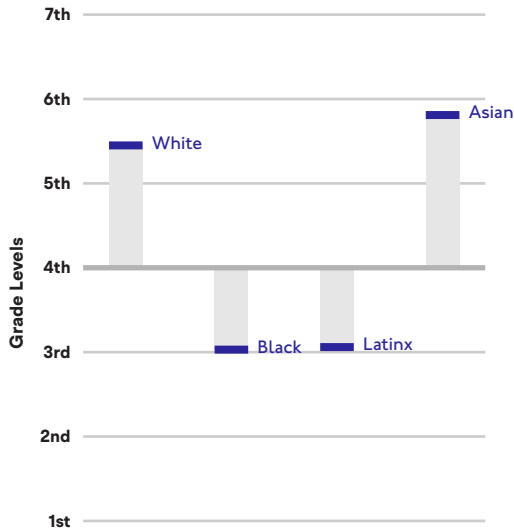


Data for the Philadelphia-Camden-Wilmington Metro Area


4th Grade Reading Levels

While literacy can be high or low in a given metro area, when we look at 4th grade testing, we can see that the performance in English/Language Arts is not consistent across race and gender.

English/Language Arts Test Performance by Race



English/Language Arts Test Performance by Gender



Unemployment

6.1%

630,402 adults living in New York are unemployed.

Residents Below the Poverty Line

11.9%

1,827,737 residents are living below the poverty line in New York.

Receives Public Assistance

24.4%

1,053,394 residents receive public assistance in New York.

Median Household Income

\$75,086

Single Mother Households

14.6%

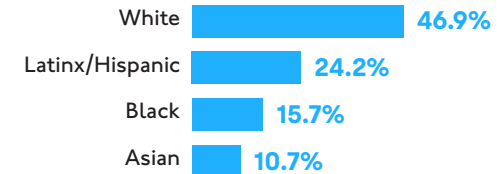
1,046,759 households in New York are single mother households.

Didn't Receive a High School Diploma


13.7%

1,899,312 adults living in New York did not receive a high school diploma.

Racial Distribution



Income by Race



Data for the New York-Newark-Jersey City Metro Area