

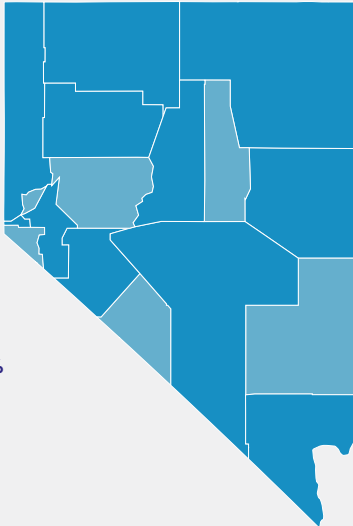
25.3%

of adults in Nevada have low literacy

Nevada ranks 45 out of 50 in the U.S.

1 in 6

counties in Nevada have populations where 25% or more of the residents have below basic literacy




How does low literacy affect equity and quality of life?

In counties where at least a quarter of the population have below basic literacy, we see that many health, economic, and educational outcomes fall short.

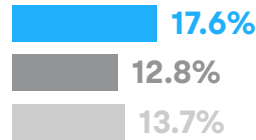
Unemployment



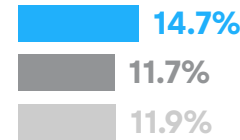
Median Income



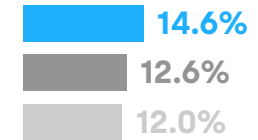
Adults Without a High School Degree



No Access to Healthcare



Residents Below the Poverty Line



Demographics



White



Hispanic/Latinx



Black

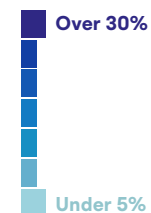
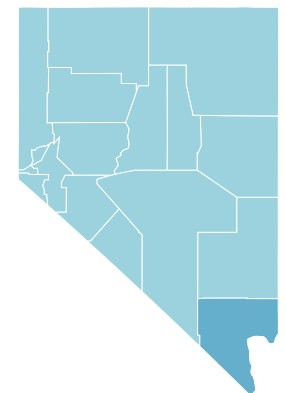


Asian

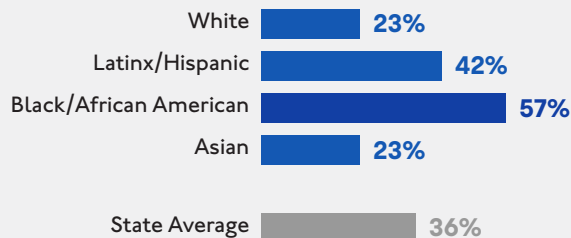


Households Where Limited English is Spoken

The percentage of households where no adult speaks English "very well."



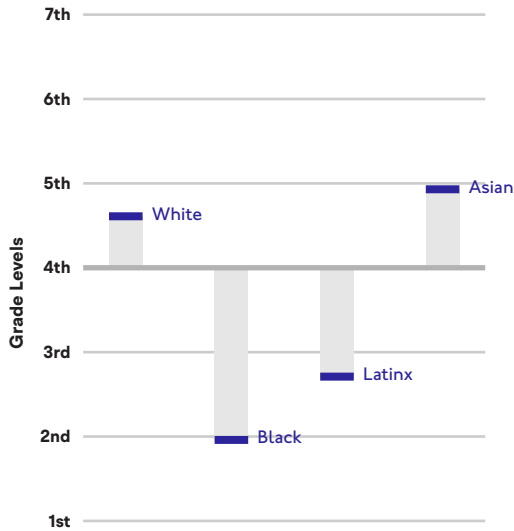
The percent of 4th graders with below basic reading by race



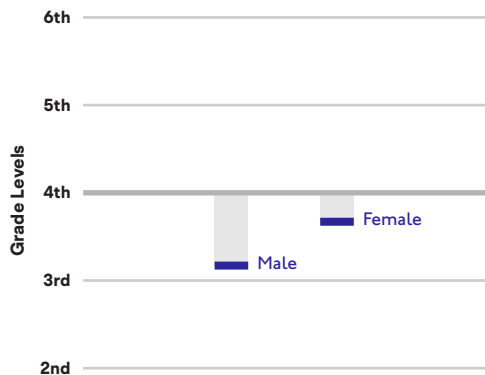
4th Grade Reading Levels

While literacy can be high or low in a given metro area, when we look at 4th grade testing, we can see that the performance in English/Language Arts is not consistent across race and gender.

English/Language Arts Test Performance by Race



English/Language Arts Test Performance by Gender



Unemployment

7.2%

78,287 adults living in Las Vegas are unemployed.

Residents Below the Poverty Line

12.3%

199,181 residents are living below the poverty line in Las Vegas.

Receives Public Assistance

28.4%

143,051 residents receive public assistance in Las Vegas.

Median Household Income

\$56,802

Single Mother Households

13.9%

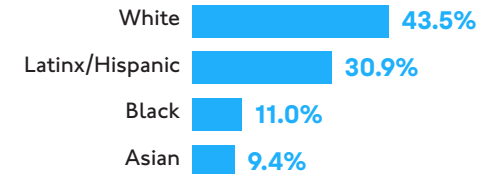
106,531 households in Las Vegas are single mother households.

Didn't Receive a High School Diploma

14.3%

208,782 adults living in Las Vegas did not receive a high school diploma.

Racial Distribution



Income by Race



Data for the Las Vegas-Henderson-Paradise Metro Area