

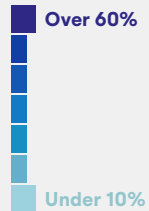
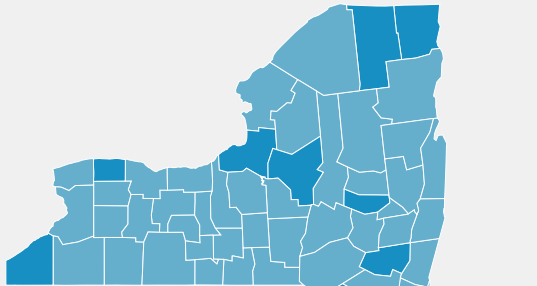
# 24.4%

of adults in New York have low literacy

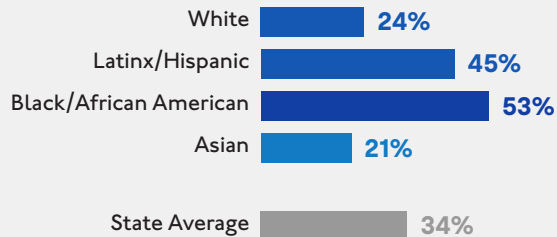
New York ranks 44 out of 50 in the U.S.

## 2 in 7

counties in New York have populations where 20% or more of the residents have below basic literacy



The percent of 4th graders with below basic reading by race



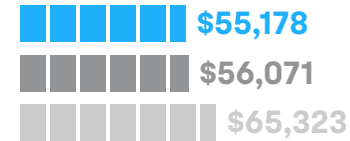
## How does low literacy affect equity and quality of life?

In counties where at least 20% of the population have below basic literacy, we see that many health, economic, and educational outcomes fall short.

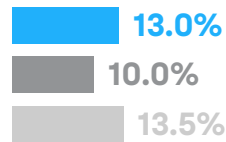
### Unemployment



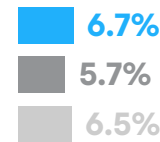
### Median Income



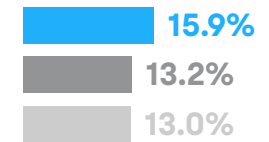
### Adults Without a High School Degree



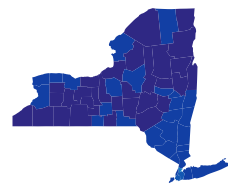
### No Access to Healthcare



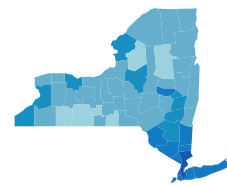
### Residents Below the Poverty Line



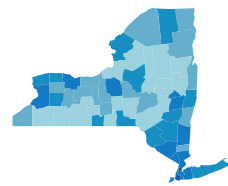
## Demographics



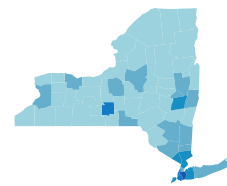
White



Hispanic/Latinx



Black

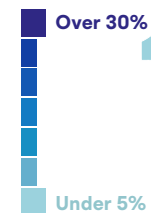
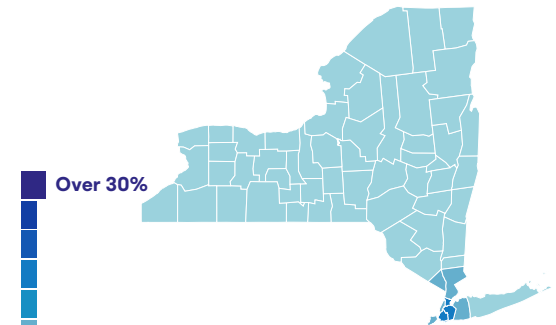


Asian



## Households Where Limited English is Spoken

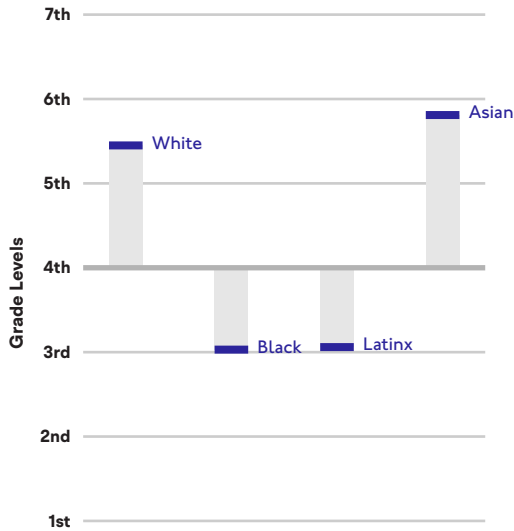
The percentage of households where no adult speaks English "very well."




### 4th Grade Reading Levels

While literacy can be high or low in a given metro area, when we look at 4th grade testing, we can see that the performance in English/Language Arts is not consistent across race and gender.

#### English/Language Arts Test Performance by Race



#### English/Language Arts Test Performance by Gender



### Unemployment

**6.1%**

630,402 adults living in New York are unemployed.

### Residents Below the Poverty Line

**11.9%**

1,827,737 residents are living below the poverty line in New York.

### Receives Public Assistance

**24.4%**

1,053,394 residents receive public assistance in New York.

### Median Household Income

**\$75,086**

### Single Mother Households

**14.6%**

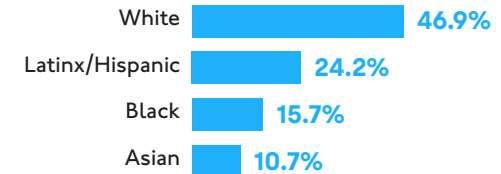
1,046,759 households in New York are single mother households.

### Didn't Receive a High School Diploma


**13.7%**

1,899,312 adults living in New York did not receive a high school diploma.

### Racial Distribution



### Income by Race



Data for the New York-Newark-Jersey City Metro Area

Adults who lack proficiency in literacy are defined as those who score level 2 or below on the PIAAC (Programme for the International Assessment of Adult Competencies). Grade level equivalents are estimated, as the PIAAC proficiency levels do not specifically correspond to K-12 grade levels. For more information, visit <https://nces.ed.gov/surveys/piaac/litproficiencylevel.asp>. Fourth grade reading scores come from the NAEP reading assessment. Fourth grade ELA test performance data comes from edopportunity.org. Self-Reported health comes from the Community Health Status Indicators. All other data comes from the American Community Survey. PIAAC data is not available by city. Visit [map.barbarabush.org](http://map.barbarabush.org) for county-level PIAAC data.