

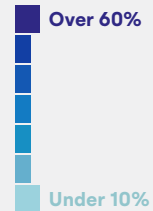
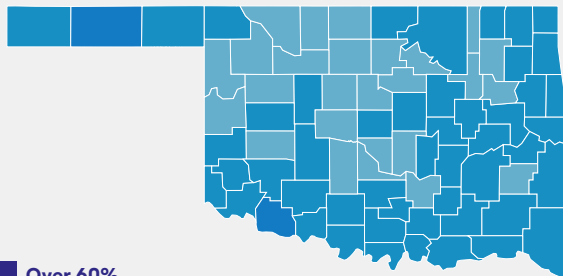
20.1%

of adults in Oklahoma have low literacy

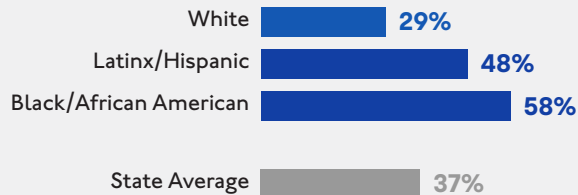
Oklahoma ranks 29 out of 50 in the U.S.

1 in 5

counties in Oklahoma have populations where 25% or more of the residents have below basic literacy



The percent of 4th graders with below basic reading by race



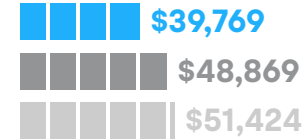
How does low literacy affect equity and quality of life?

In counties where at least a quarter of the population have below basic literacy, we see that many health, economic, and educational outcomes fall short.

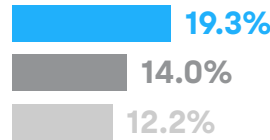
Unemployment



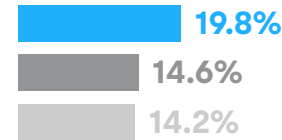
Median Income



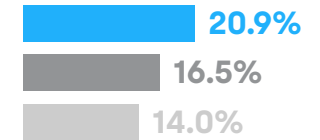
Adults Without a High School Degree



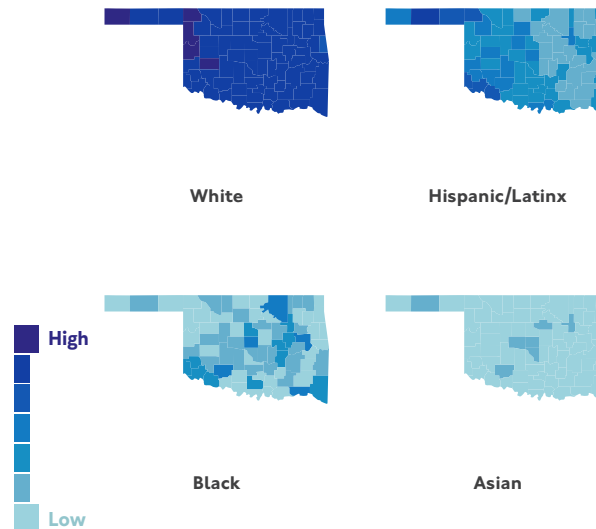
No Access to Healthcare



Residents Below the Poverty Line

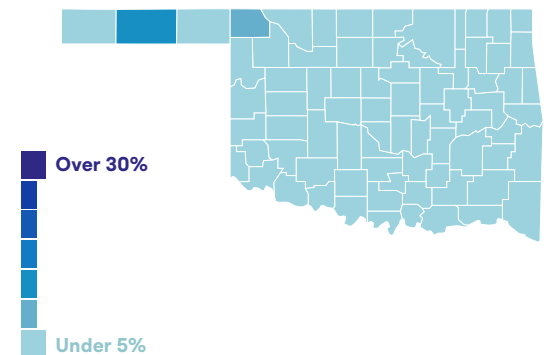


Demographics



Households Where Limited English is Spoken

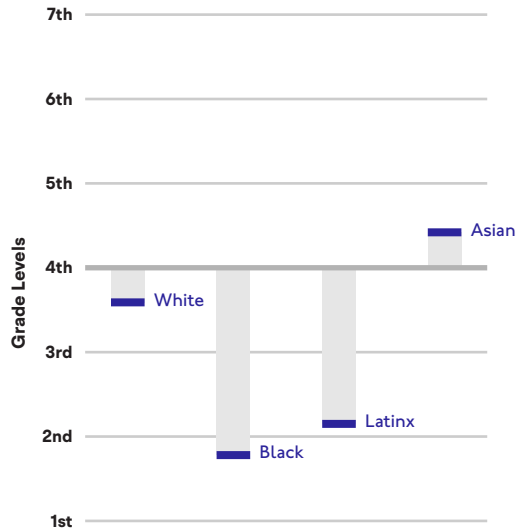
The percentage of households where no adult speaks English "very well."



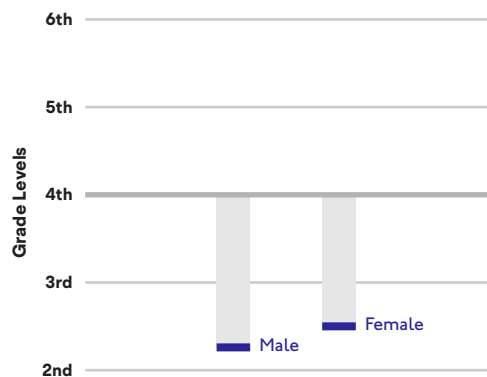
4th Grade Reading Levels

While literacy can be high or low in a given metro area, when we look at 4th grade testing, we can see that the performance in English/Language Arts is not consistent across race and gender.

English/Language Arts Test Performance by Race



English/Language Arts Test Performance by Gender



Unemployment

4.6%

31,989 adults living in Oklahoma City are unemployed.

Residents Below the Poverty Line

12.5%

125,063 residents are living below the poverty line in Oklahoma City.

Receives Public Assistance

24.7%

83,961 residents receive public assistance in Oklahoma City.

Median Household Income

\$57,072

Single Mother Households

12.3%

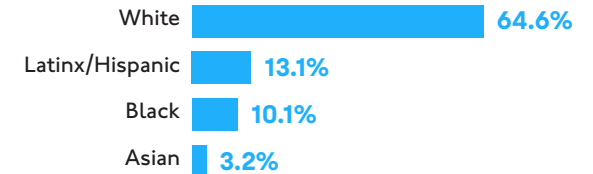
62,729 households in Oklahoma City are single mother households.

Didn't Receive a High School Diploma

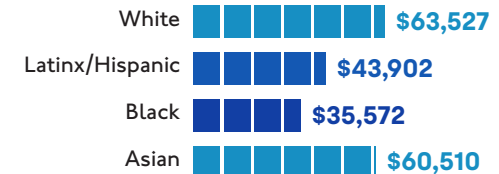
11.1%

98,839 adults living in Oklahoma City did not receive a high school diploma.

Racial Distribution



Income by Race



Data for the Oklahoma City Metro Area