

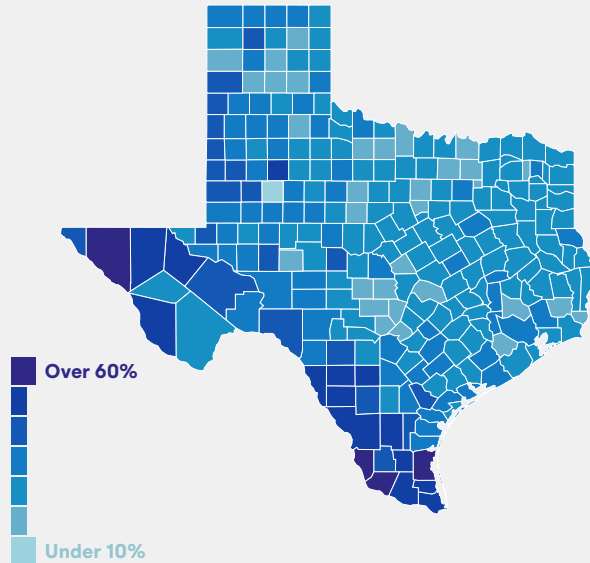
28.2%

of adults in Texas have low literacy

Texas ranks 48 out of 50 in the U.S.

5 in 8

counties in Texas have populations where 25% or more of the residents have below basic literacy



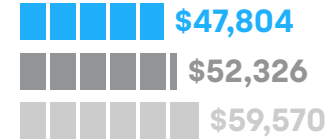
How does low literacy affect equity and quality of life?

In counties where at least a quarter of the population have below basic literacy, we see that many health, economic, and educational outcomes fall short.

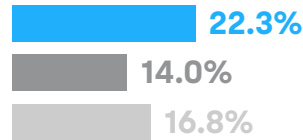
Unemployment



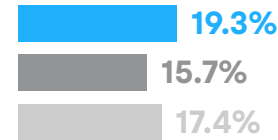
Median Income



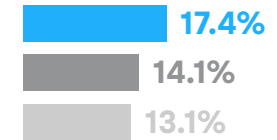
Adults Without a High School Degree



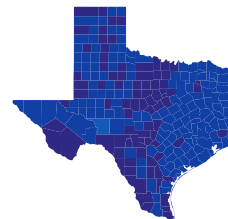
No Access to Healthcare



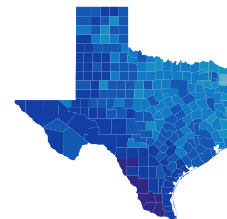
Residents Below the Poverty Line



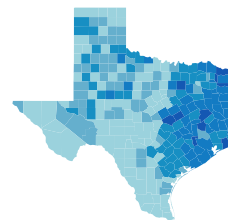
Demographics



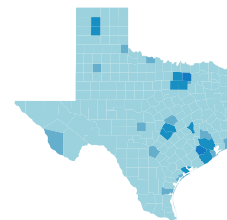
White



Hispanic/Latinx



Black

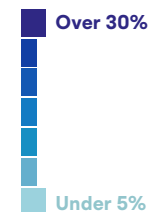
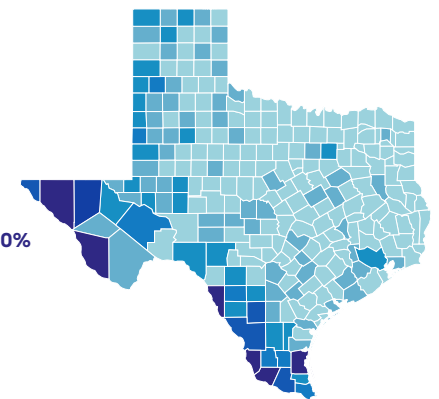


Asian

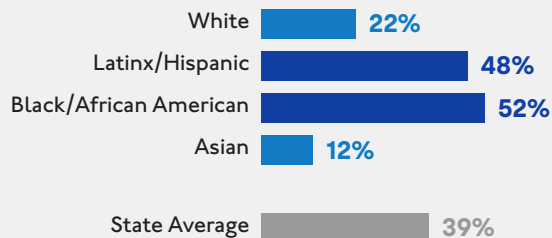


Households Where Limited English is Spoken

The percentage of households where no adult speaks English "very well."



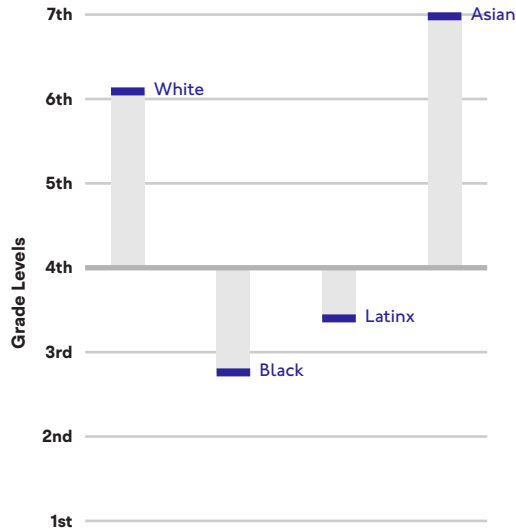
The percent of 4th graders with below basic reading by race



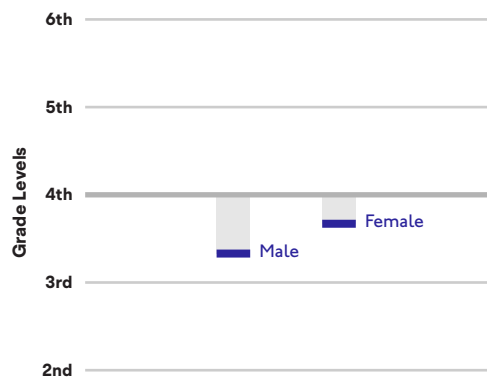
4th Grade Reading Levels

While literacy can be high or low in a given metro area, when we look at 4th grade testing, we can see that the performance in English/Language Arts is not consistent across race and gender.

English/Language Arts Test Performance by Race



English/Language Arts Test Performance by Gender



Unemployment

5.8%

199,229 adults living in Houston are unemployed.

Residents Below the Poverty Line

11.8%

578,548 residents are living below the poverty line in Houston.

Receives Public Assistance

25.9%

471,493 residents receive public assistance in Houston.

Median Household Income

\$65,381

Single Mother Households

14.3%

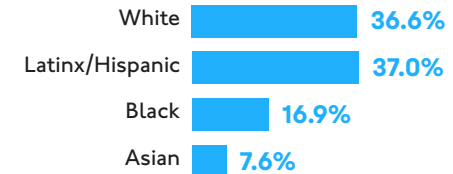
329,381 households in Houston are single mother households.

Didn't Receive a High School Diploma


16.8%

726,978 adults living in Houston did not receive a high school diploma.

Racial Distribution



Income by Race

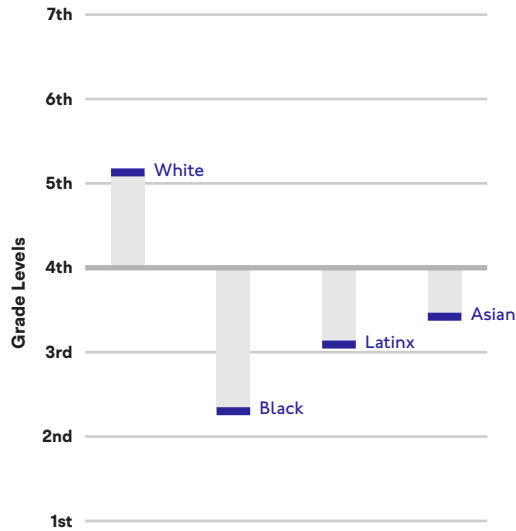


Data for the Houston-The Woodlands-Sugar Land Metro Area

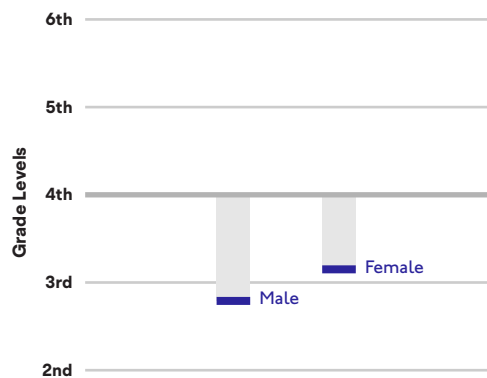
4th Grade Reading Levels

While literacy can be high or low in a given metro area, when we look at 4th grade testing, we can see that the performance in English/Language Arts is not consistent across race and gender.

English/Language Arts Test Performance by Race



English/Language Arts Test Performance by Gender



Unemployment

4.8%

183,178 adults living in Dallas are unemployed.

Residents Below the Poverty Line

10.6%

558,960 residents are living below the poverty line in Dallas.

Receives Public Assistance

23%

439,419 residents receive public assistance in Dallas.

Median Household Income

\$66,982

Single Mother Households

13.3%

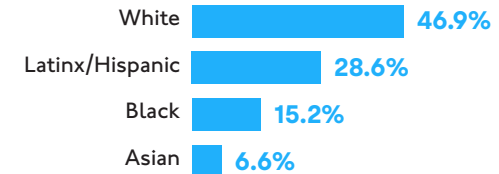
337,947 households in Dallas are single mother households.

Didn't Receive a High School Diploma

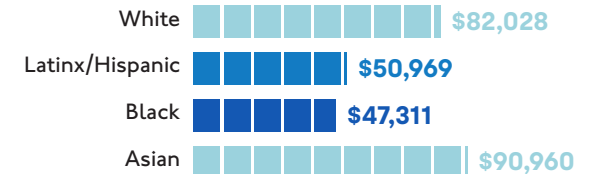
14.8%

693,019 adults living in Dallas did not receive a high school diploma.

Racial Distribution



Income by Race



Data for the Dallas-Fort Worth-Arlington Metro Area