

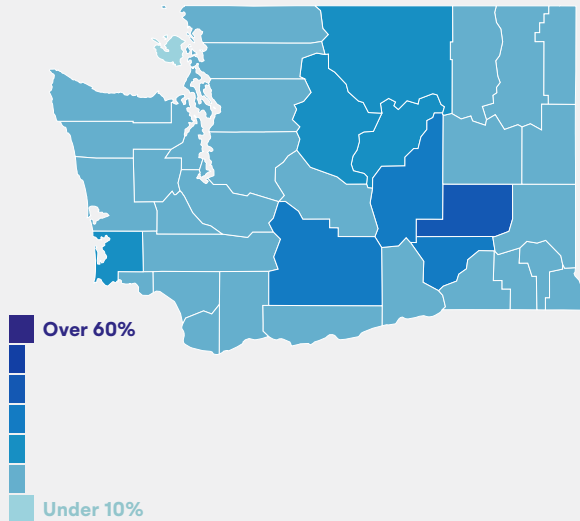
16.1%

of adults in Washington have low literacy

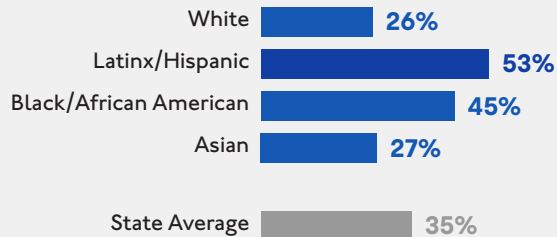
Washington ranks 14 out of 50 in the U.S.

1 in 6

counties in Washington have populations where 25% or more of the residents have below basic literacy



The percent of 4th graders with below basic reading by race




How does low literacy affect equity and quality of life?

In counties where at least a quarter of the population have below basic literacy, we see that many health, economic, and educational outcomes fall short.

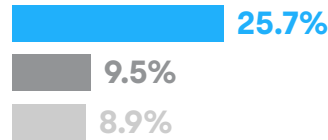
Unemployment



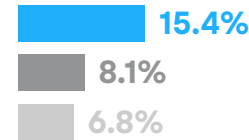
Median Income



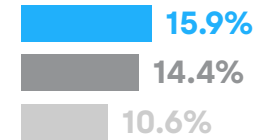
Adults Without a High School Degree



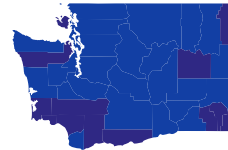
No Access to Healthcare



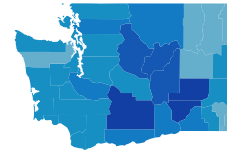
Residents Below the Poverty Line



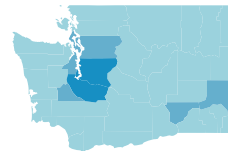
Demographics



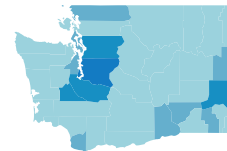
White



Hispanic/Latinx



Black

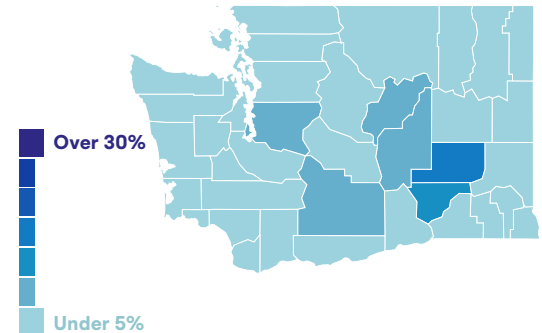


Asian



Households Where Limited English is Spoken

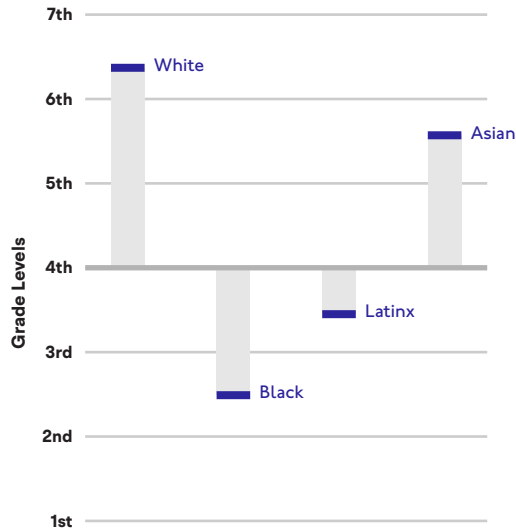
The percentage of households where no adult speaks English "very well."



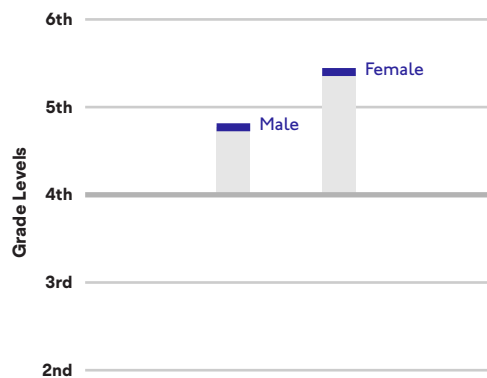
4th Grade Reading Levels

While literacy can be high or low in a given metro area, when we look at 4th grade testing, we can see that the performance in English/Language Arts is not consistent across race and gender.

English/Language Arts Test Performance by Race



English/Language Arts Test Performance by Gender



Unemployment

4.8%

99,192 adults living in Seattle are unemployed.

Residents Below the Poverty Line

9%

264,261 residents are living below the poverty line in Seattle.

Receives Public Assistance

19.4%

161,004 residents receive public assistance in Seattle.

Median Household Income

\$82,189

Single Mother Households

9.4%

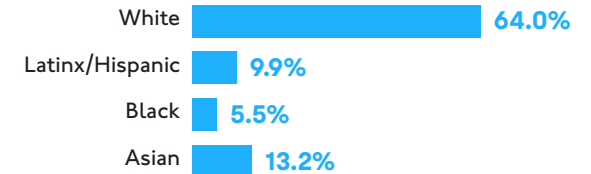
138,122 households in Seattle are single mother households.

Didn't Receive a High School Diploma


7.5%

200,530 adults living in Seattle did not receive a high school diploma.

Racial Distribution



Income by Race



Data for the Seattle-Tacoma-Bellevue Metro Area